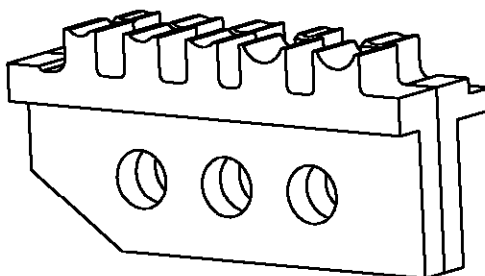
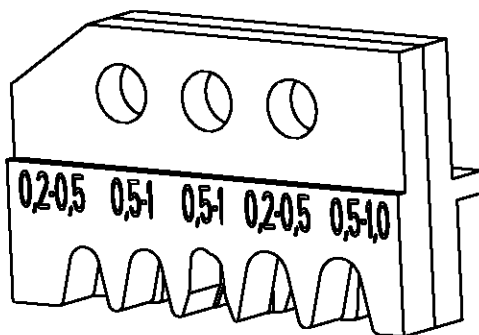



LOC	DIST	REVISIONS						
		P	LTR	DESCRIPTION	DATE	DWN	APVD	
A1	-		A	-		04FEB2002	-	-

Kontakt Contact	DGB (mm <sup>2</sup> ) Wire Range	Drahtcrimp/Wirecrimp		Isocrimp	Iso.-∅	Dichtung Seal	Betriebsanl. Instr. Sheet
		Hoehe/Height	Breite/Width	Breite/Width	Ins. Range		
962944 / 964262 964266 / 965915	0.2-0.5	1.03	1.58	2.30	1.15-1.6	-	411-18135
962945 / 964264 / 964268	0.5-1.0	1.23	2.03	2.54	1.4-2.1	-	
964349	0.5-1.0	1.23	2.03	2.54	1.4-2.1	-	
969019 / 969029 / 1241731	0.2-0.5	1.03	1.58	3.30	1.15-1.6	964971	
964270 / 964275 / 1241733	0.5-1.0	1.23	2.03	3.30	1.4-2.1	964971 / 963530 / 964972	



539663-2	1	0-539787-5	locator ass.	Positioniereinheit	A
	1	1-519151-3	screw M4x25	Schraube M4x25	A
	1	0-519151-9	screw M4x10	Schraube M4x10	A
	1	0-519024-2	hex nut M4	Mutter M4 DIN 985	A
	QTY Stck	PN	Description	Benennung	REV

THIS DRAWING IS UNPUBLISHED. RELEASED FOR PUBLICATION. BY TYCO ELECTRONICS CORPORATION. ALL RIGHTS RESERVED. COPYRIGHT 19

DIMENSIONS: mm-DIN 7168-m	DWN D.Reissig	07FEB00	MATERIAL	-	FINISH	-
	CHK U.Reuter	07FEB00	 tyco Electronics AMP GmbH D - 64625 Bensheim			
TOLERANCES UNLESS OTHERWISE SPECIFIED:	APVD	-				
0 PLC ± 1 PLC ± 2 PLC ± 3 PLC ± 4 PLC ± ANGLES ±	PRODUCT SPEC	-	NAME ERGOCRIMP Die Set for Micro Timer and Micro Timer (SWS)			
	APPLICATION SPEC	-	SIZE	CAGE CODE	DRAWING NO	RESTRICTED TO
	WEIGHT	-	A4	00779	©=539663-2	-
CUSTOMER DRAWING			SCALE	2:1	SHEET	1 OF 1 REV A