

Harvatek International Infrared Through-Hole Lamp

HE3-290AC-XXXX

Official Product	HE3-290AC-XXXX		Data Sheet No.
Customer Part No.	*****		HE3-290AC-XXXX
Specifications are subject to change without notice. Data and drawings herein are copyrighted.	August 5, 2009	Version of 1.0	Page 1/7

DISCLAIMER

HARVATEK reserves the right to make changes without further notice to any products herein to improve reliability, function or design. HARVATEK does not assume any liability arising out of the application or use of any product or circuit described herein; neither does it convey any license under its patent rights, nor the rights of others.

LIFE SUPPORT POLICY

HARVATEK's products are not authorized for use as critical components in life support devices or systems without the express written approval of the President of HARVATEK or HARVATEK INTERNATIONAL. As used herein:

1. Life support devices or systems are devices or systems which, (a) are intended for surgical implant into the body, or (b) support or sustain life, and (c) whose failure to perform when properly used in accordance with instructions for use provided in the labeling, can be reasonably expected to result in a significant injury of the user.
2. A critical component in any component of a life support device or system whose failure to perform can be reasonably expected to cause the failure of the life support device or system, or to affect its safety or effectiveness.

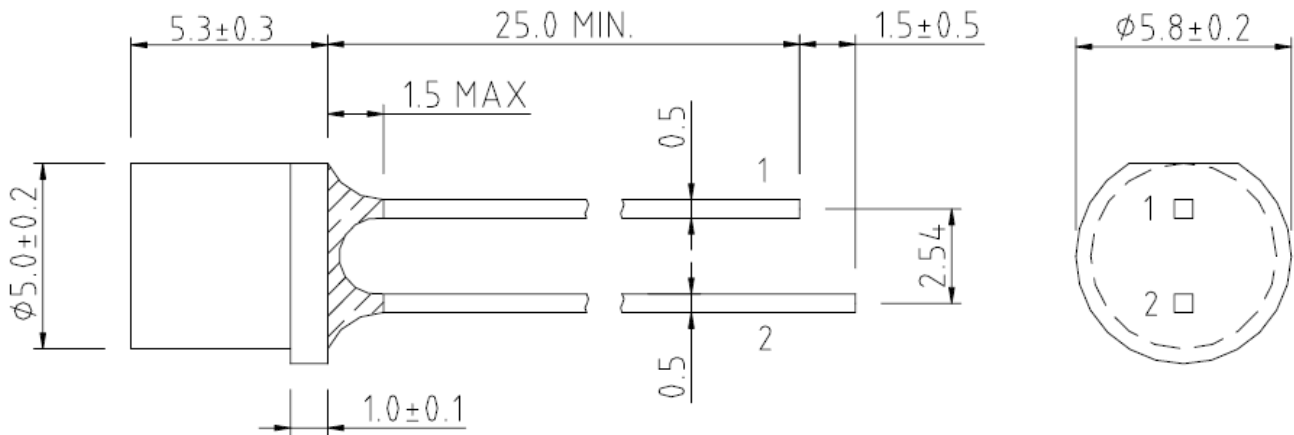
Official Product	HE3-290AC-XXXX		Data Sheet No.
Customer Part No.	*****		HE3-290AC-XXXX
Specifications are subject to change without notice. Data and drawings herein are copyrighted.	August 5, 2009	Version of 1.0	Page 2/7

Orderable Information

H E 3 - 2 9 0 A C - X X X X

Series Name	Description Code	Customer Code
HE3: Harvatek IR Lamp, 940 nm	290AC: 5mm with 90 degree viewing angle	XXXX Customer Product Code

Dimensional Drawing:



Dimensions are in mm

Official Product	HE3-290AC-XXXX	Data Sheet No.
Customer Part No.	*****	HE3-290AC-XXXX
Specifications are subject to change without notice. Data and drawings herein are copyrighted.	August 5, 2009	Version of 1.0
		Page 3/7

Absolute Maximum Rating (@ 25°C)

Parameter	Symbol	Spec	Unit
Power Dissipation	P_D	170	mW
Reverse Voltage	V_R	5	V
Forward Current	I_F	100	mA
Reverse Current	I_R	10	μ A
Pulse Forward Current	I_{FP}	1	A
Operating Temperature Range	T_{OPR}	-25 to +75	°C
Storage Temperature Range	T_{STG}	-25 to +100	°C

* Lead Soldering Temperature (3mm from body), 260° C for 5 seconds.

Electrical and Optical Characteristics (@ 25°C)

Parameter	Symbol	Spec			Unit	Condition
		min.	typ.	max.		
Radiant Intensity	I_E	5.0	8.0	–	mW/sr	$I_F = 50$ mA
Forward Voltage	V_F	–	1.35	1.70	V	$I_F = 100$ mA
Peak Wavelength	λ_p	–	940	–	nm	$I_F = 50$ mA
Spectral Bandwidth @ 50%	$\Delta\lambda$	–	50	–	nm	$I_F = 50$ mA
Viewing Angle	$2\theta_{1/2}$	–	90	–	degrees	$I_F = 50$ mA

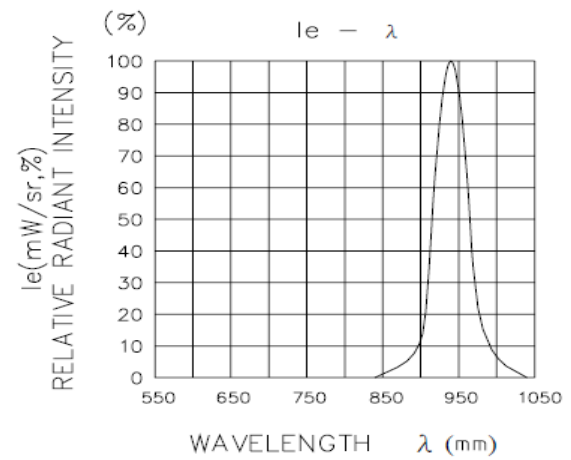
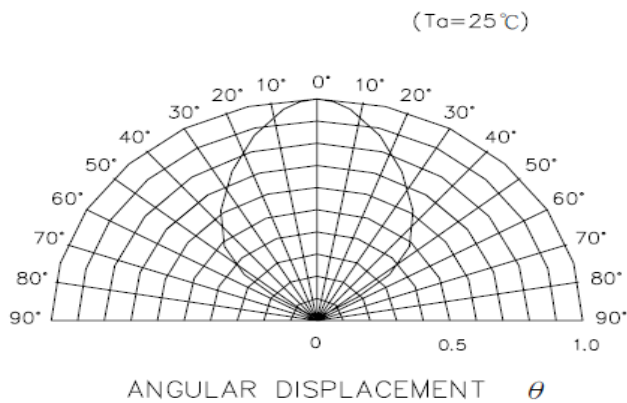
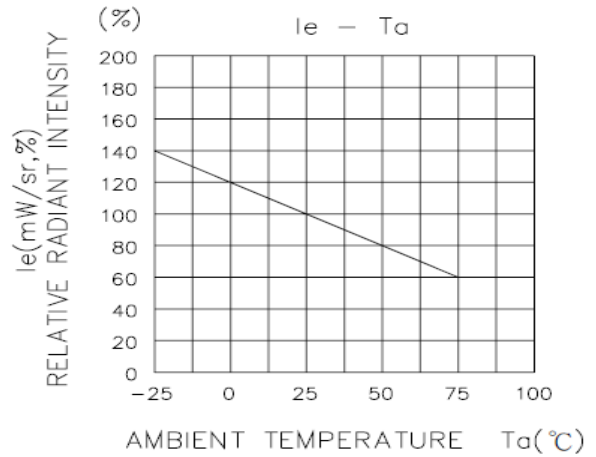
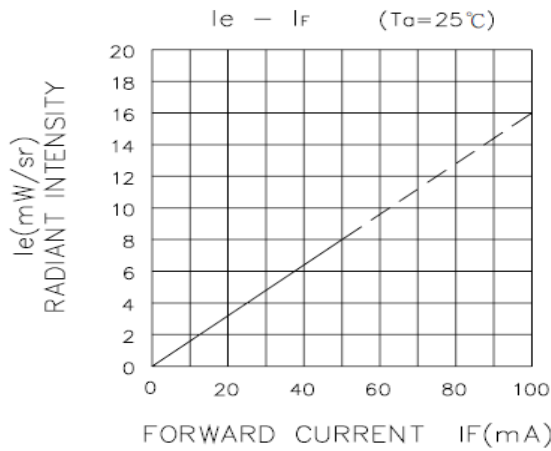
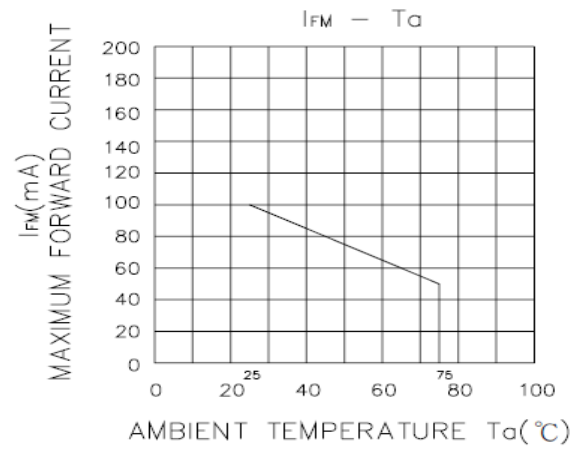
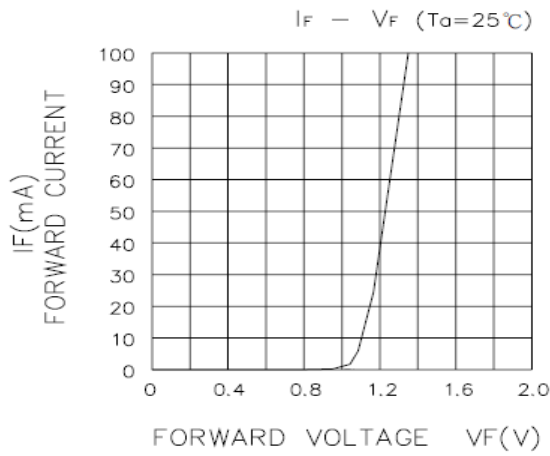
Radiant Intensity Measurement Tolerance = $\pm 15\%$

Forward Voltage Measurement Tolerance = $\pm 0.05V$

Peak Emission Wavelength Tolerance = ± 1 nm

Official Product	HE3-290AC-XXXX	Data Sheet No.	
Customer Part No.	*****	HE3-290AC-XXXX	
Specifications are subject to change without notice. Data and drawings herein are copyrighted.	August 5, 2009	Version of 1.0	Page 4/7

Characteristic Curves

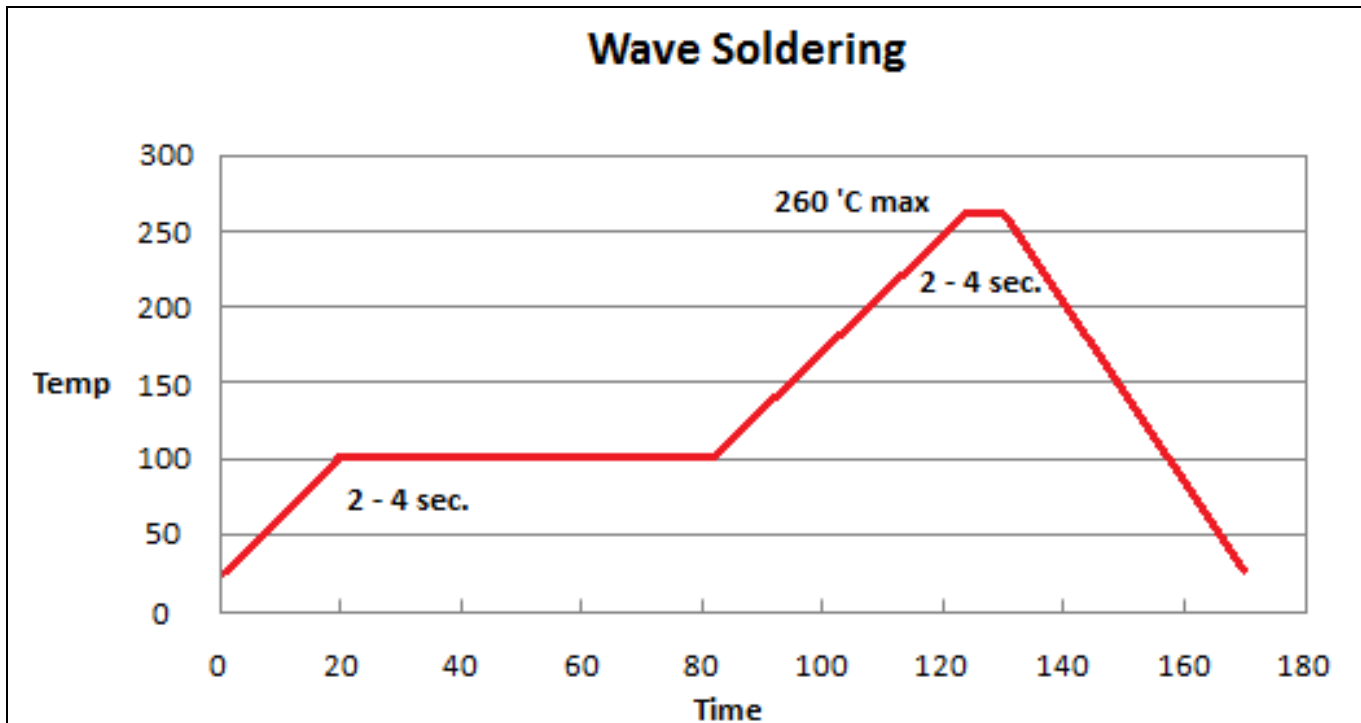


Official Product	HE3-290AC-XXXX	Data Sheet No.	
Customer Part No.	*****	HE3-290AC-XXXX	
Specifications are subject to change without notice. Data and drawings herein are copyrighted.	August 5, 2009	Version of 1.0	Page 5/7

Soldering Profile

Method	Lead Frame Type / Holder Type
Hand Soldering	<ol style="list-style-type: none"> 1. Temperature at tip of iron: 400° C MAX (30W MAX). 2. Soldering time: 3 seconds MAX 3. Distance: 5mm MIN (from solder joint to case)
DIP Soldering	<ol style="list-style-type: none"> 1. Preheat temperature: 100° C MAX, 60 seconds MAX 2. Bath temp: 260° C MAX 3. Bath time: 5 seconds MAX 4. Distance: 3 mm MIN (from solder joint to case).
Reflow Soldering	NO

Compliant with the following condition:



Official Product	HE3-290AC-XXXX	Data Sheet No.
Customer Part No.	*****	HE3-290AC-XXXX
Specifications are subject to change without notice. Data and drawings herein are copyrighted.	August 5, 2009	Version of 1.0
		Page 6/7

