

Printed-circuit board connector - PC 6/ 4-ST-10,16 - 1913523

Please be informed that the data shown in this PDF Document is generated from our Online Catalog. Please find the complete data in the user's documentation. Our General Terms of Use for Downloads are valid (<http://download.phoenixcontact.com>)



Plug component, Nominal current: 41 A, Rated voltage (III/2): 1000 V, Number of positions: 4, Pitch: 10.16 mm, Connection method: Screw connection, Color: green, Contact surface: Silver

The figure shows a 5-pos. version of the product

Product Features

- Can be plugged into PC 6-16 headers
- High-capacity plugs with a current carrying capacity of 41 A and a connection capacity of 6 mm², stranded/10 mm², solid
- Unlimited 600 V UL approval
- Contact reliability due to integrated double steel spring and silver-plated surfaces
- CP-PC RD coding profile

Key commercial data

package_quantity	50
GTIN	4017918179007

Technical data

Dimensions

Pitch	10.16 mm
Dimension a	30.48 mm

General

Range of articles	PC 6/...-ST
Insulating material group	I
Rated surge voltage (III/3)	8 kV
Rated surge voltage (III/2)	8 kV
Rated surge voltage (II/2)	6 kV
Rated voltage (III/3)	1000 V
Rated voltage (III/2)	1000 V
Rated voltage (II/2)	1000 V
Connection in acc. with standard	EN-VDE
Nominal current I_N	41 A
Nominal cross section	6 mm ²
Maximum load current	41 A
Insulating material	PA
Inflammability class according to UL 94	V0

Printed-circuit board connector - PC 6/ 4-ST-10,16 - 1913523

Technical data

General

Internal cylindrical gage	A5
Stripping length	12 mm
Number of positions	4
Screw thread	M4
Tightening torque, min	1.2 Nm
Tightening torque max	1.5 Nm

Connection data

Conductor cross section solid min.	0.75 mm ²
Conductor cross section solid max.	10 mm ²
Conductor cross section stranded min.	0.75 mm ²
Conductor cross section stranded max.	6 mm ²
Conductor cross section stranded, with ferrule without plastic sleeve min.	0.5 mm ²
Conductor cross section stranded, with ferrule without plastic sleeve max.	6 mm ²
Conductor cross section stranded, with ferrule with plastic sleeve min.	0.5 mm ²
Conductor cross section stranded, with ferrule with plastic sleeve max.	6 mm ²
Conductor cross section AWG/kcmil min.	18
Conductor cross section AWG/kcmil max	8
2 conductors with same cross section, solid min.	0.75 mm ²
2 conductors with same cross section, solid max.	4 mm ²
2 conductors with same cross section, stranded min.	0.75 mm ²
2 conductors with same cross section, stranded max.	6 mm ²
2 conductors with same cross section, stranded, ferrules without plastic sleeve, min.	0.5 mm ²
2 conductors with same cross section, stranded, ferrules without plastic sleeve, max.	2.5 mm ²
2 conductors with same cross section, stranded, TWIN ferrules with plastic sleeve, min.	0.5 mm ²
2 conductors with same cross section, stranded, TWIN ferrules with plastic sleeve, max.	4 mm ²
Minimum AWG according to UL/CUL	20
Maximum AWG according to UL/CUL	8

classifications

eCl@ss

eCl@ss 4.0	272607xx
eCl@ss 4.1	27260701
eCl@ss 5.0	27260701
eCl@ss 5.1	27260701
eCl@ss 6.0	27260704

Printed-circuit board connector - PC 6/ 4-ST-10,16 - 1913523

classifications

eCl@ss

eCl@ss 7.0	27440402
eCl@ss 8.0	27440402

ETIM

ETIM 3.0	EC001121
ETIM 4.0	EC002638
ETIM 5.0	EC002638


UNSPSC


UNSPSC 6.01	30211810
UNSPSC 7.0901	39121409
UNSPSC 11	39121409
UNSPSC 12.01	39121409
UNSPSC 13.2	39121409


approvals

UL Recognized / cUL Recognized / GOST / GOST / cULus Recognized /

Approval details


UL Recognized 		
Usegroups	B	C
Nominal voltage UN	600 V	600 V
Nominal current IN	50 A	50 A
mm ² /AWG/kcmil	20-8	20-8

cUL Recognized 		
Usegroups	B	C
Nominal voltage UN	600 V	600 V
Nominal current IN	50 A	50 A
mm ² /AWG/kcmil	20-8	20-8

GOST 		
---	--	--

Printed-circuit board connector - PC 6/ 4-ST-10,16 - 1913523

approvals



accessories

Coding element

CP-PC RD - 1701967



Screwdriver tools

SZS 1,0X4,0 VDE - 1205066



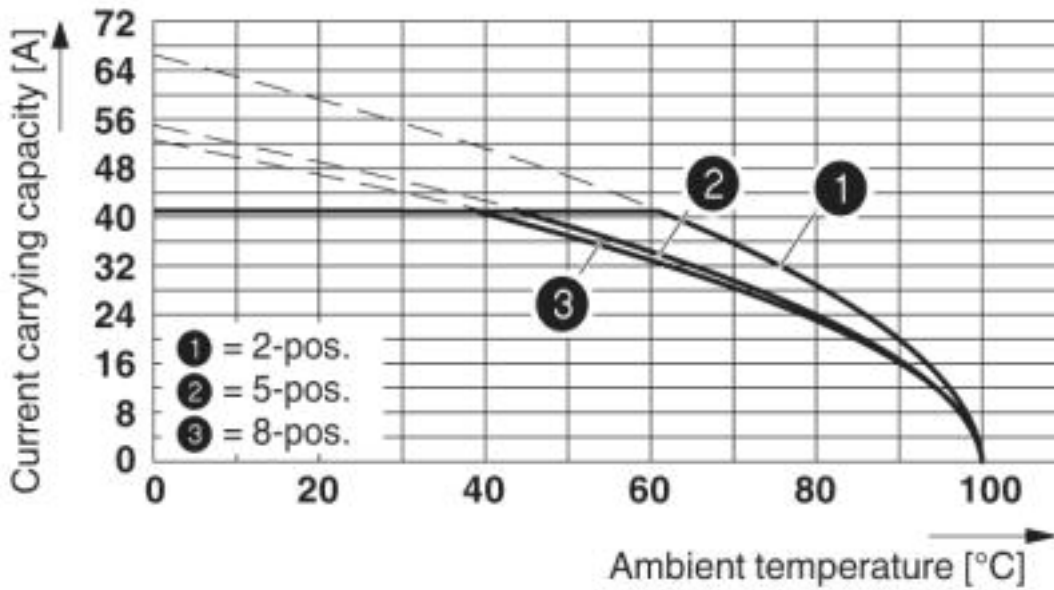
accessories

SK 10/5: 0-9 - 0804688

Drawings

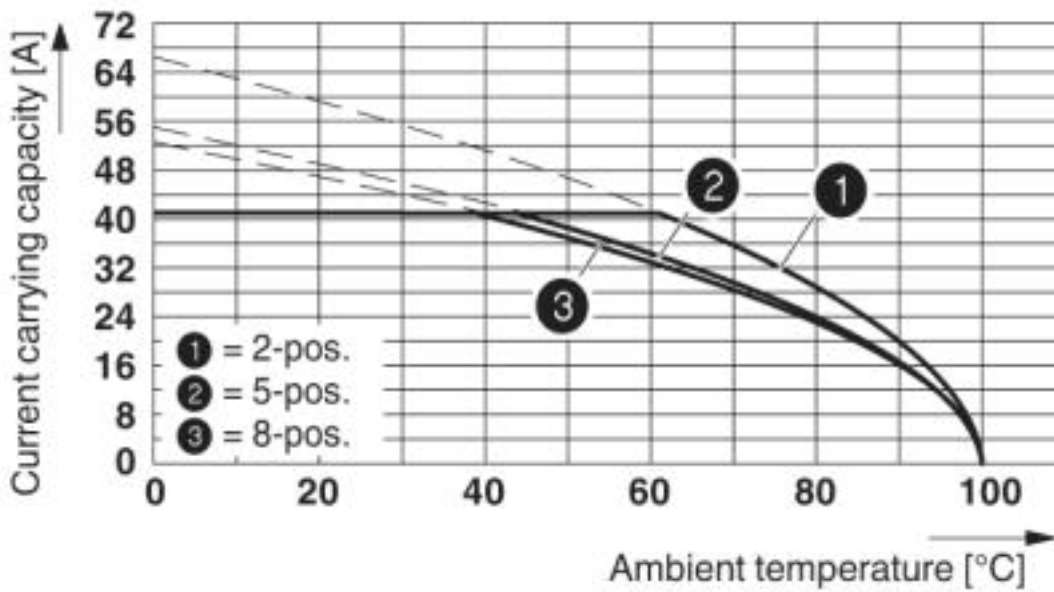
Printed-circuit board connector - PC 6/ 4-ST-10,16 - 1913523

Diagram



Derating curve for: PC 6/...ST-10,16 with PC 6-16/...G1-10,16

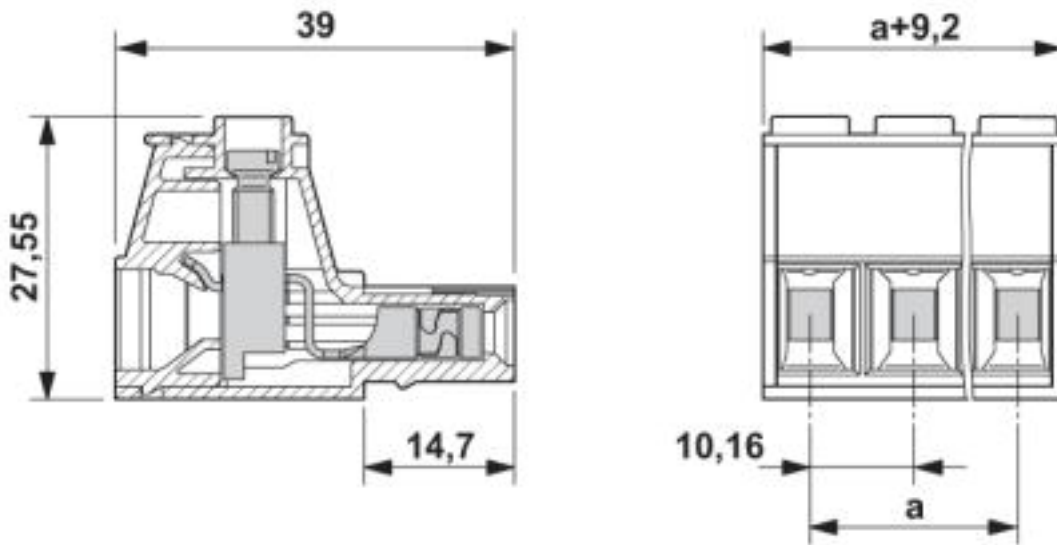
Diagram



Derating curve for: PC 6/...ST-10,16 with PCV 6-16/...G1-10,16

Printed-circuit board connector - PC 6/ 4-ST-10,16 - 1913523

Dimensioned drawing



© Phoenix Contact 2013 - all rights reserved
<http://www.phoenixcontact.com>