

Distributed I/O device - FLX ASI DIO 2/2 M12-2A - 2773432

Please be informed that the data shown in this PDF Document is generated from our Online Catalog. Please find the complete data in the user's documentation. Our General Terms of Use for Downloads are valid (<http://download.phoenixcontact.com>)



AS-i digital input/output module, AB slave, 2 digital inputs, 24 V DC, 2, 3 and 4-conductor connection method, 2 digital outputs, 24 V DC, IP67 protection

Product Description

The digital Fieldline M12 AS-Interface input/output modules with IP67 housing protection make it possible to connect digital sensors and actuators to the AS-i using M12 plugs using the SPEEDCON connection method. The modules are connected to AS-i using the flat-ribbon cable cable penetration technique.

Product Features

- Tool-free connection to AS-Interface using penetration technique
- M12 connection technology with SPEEDCON rapid interlock system for the I/Os
- Optimized for direct mounting and DIN rail mounting



Key commercial data

package_quantity	1
GTIN	4046356156615

Technical data

Note:

Utilization restriction	EMC: class A product, see manufacturer's declaration in the download area
-------------------------	---

Dimensions

Width	58 mm
Height	118 mm
Depth	35 mm
Drill hole spacing	108 mm

Ambient conditions

Ambient temperature (operation)	-25 °C ... 70 °C
Ambient temperature (storage/transport)	-25 °C ... 85 °C
Degree of protection	IP65/67

Interfaces

Fieldbus system	AS-i
Name	AS-Interface

Distributed I/O device - FLX ASI DIO 2/2 M12-2A - 2773432

Technical data

Interfaces

Connection method	Flat-ribbon cable penetration technique
Designation connection point	AS-i
Transmission speed	167 kBit/s
Number of positions	4

AS-Interface

Slave type	A/B slave
AS-i specification	2.1
IO code	B
ID1 code	7
ID2 code	2
ID code (hex)	A
ID code (dec.)	10
AS-i profile	S-B.A.2
Required master specification	>= 2.0

Digital inputs

Input name	Digital inputs
Connection method	M12 connector
Connection method	2, 3-wire
Number of inputs	2
Input characteristic curve	IEC 61131-2 type 2

Digital outputs

Output name	Digital outputs
Connection method	M12 connector
Connection method	2-wire
Number of outputs	2
Maximum output current per channel	2 A
Maximum output current per module / terminal block	4 A

General

Weight	195 g
Mounting type	Wall mounting
Protection class	III, IEC 61140, EN 61140, VDE 0140-1

classifications

eCl@ss

eCl@ss 4.0	27250302
eCl@ss 4.1	27250302
eCl@ss 5.0	27250302
eCl@ss 5.1	27242604
eCl@ss 6.0	27242604

Distributed I/O device - FLX ASI DIO 2/2 M12-2A - 2773432

classifications

eCl@ss

eCl@ss 7.0	27242604
eCl@ss 8.0	27242604

ETIM

ETIM 2.0	EC001430
ETIM 3.0	EC001599
ETIM 4.0	EC001599
ETIM 5.0	EC001599





UNSPSC

UNSPSC 6.01	43172015
UNSPSC 7.0901	43201404
UNSPSC 11	43172015
UNSPSC 12.01	43201404
UNSPSC 13.2	43201404

approvals

UL Listed / cUL Listed / ASI-Interface / cULus Listed /

Approval details



accessories

Protective cap

Distributed I/O device - FLX ASI DIO 2/2 M12-2A - 2773432

accessories

PROT-M12 - 1680539



Programming cable

ASI CC ADR CAB CINCH - 2741341



Addressing device

ASI CC ADR - 2741338



Device marking

BMKL 64X16 WH - 0821807



Safety locking

FLX ASI M12 FS - 2773539



Distributed I/O device - FLX ASI DIO 2/2 M12-2A - 2773432

accessories

Data cable by the meter

VS-ASI-FC-EPDM-YE 100M - 1432402



VS-ASI-FC-EPDM-YE 1000M - 1434646



VS-ASI-FC-TPE-UL-YE 100M - 1404922



VS-ASI-FC-TPE-UL-YE 1000M - 1434662



VS-ASI-FC-PVC-UL-YE 100M - 1404906



Distributed I/O device - FLX ASI DIO 2/2 M12-2A - 2773432

accessories

VS-ASI-FC-PVC-UL-YE/1000 - 1404867



Drawings

Connection diagram

