

PCB terminal block - FRONT 4-H-7,62 - 1703034

Please be informed that the data shown in this PDF Document is generated from our Online Catalog. Please find the complete data in the user's documentation. Our General Terms of Use for Downloads are valid (<http://download.phoenixcontact.com>)



PCB terminal block, Nominal current: 32 A, Nom. voltage: 630 V, Pitch: 7.62 mm, Number of positions: 1, Connection method: Screw connection, Mounting: Soldering, Conductor/PCB connection direction: 0 °, Color: green, The article can be aligned to create different nos. of positions!

The illustration shows a combination as a 5-position version, with horizontal and vertical connection direction

Product Features

- Front screw connection terminal blocks, up to 6 mm² conductor cross section

Key commercial data

package_quantity	50
GTIN	4017918023058

Technical data

Dimensions

Length	26 mm
Height	33.4 mm
Pitch	7.62 mm
Pin dimensions	1 x 0,8 mm
Hole diameter	1.3 mm

General

Range of articles	FRONT 4-H
Insulating material group	I
Rated surge voltage (III/3)	6 kV
Rated surge voltage (III/2)	6 kV
Rated surge voltage (II/2)	6 kV
Rated voltage (III/3)	500 V
Rated voltage (III/2)	630 V
Rated voltage (II/2)	1000 V
Connection in acc. with standard	EN-VDE
Nominal current I _N	32 A
Nominal cross section	4 mm ²
Maximum load current	36 A (with 6 mm ² conductor cross section)
Insulating material	PA

PCB terminal block - FRONT 4-H-7,62 - 1703034

Technical data

General

Solder pin surface	Sn
Inflammability class according to UL 94	V0
Internal cylindrical gage	A3
Stripping length	14 mm
Number of positions	1
Screw thread	M3
Tightening torque, min	0.5 Nm
Tightening torque max	0.6 Nm

Connection data

Conductor cross section solid min.	0.5 mm ²
Conductor cross section solid max.	6 mm ²
Conductor cross section stranded min.	0.5 mm ²
Conductor cross section stranded max.	4 mm ²
Conductor cross section stranded, with ferrule without plastic sleeve min.	0.5 mm ²
Conductor cross section stranded, with ferrule without plastic sleeve max.	4 mm ²
Conductor cross section stranded, with ferrule with plastic sleeve min.	0.5 mm ²
Conductor cross section stranded, with ferrule with plastic sleeve max.	4 mm ²
Conductor cross section AWG/kcmil min.	20
Conductor cross section AWG/kcmil max	10
2 conductors with same cross section, solid min.	0.5 mm ²
2 conductors with same cross section, solid max.	1.5 mm ²
2 conductors with same cross section, stranded min.	0.5 mm ²
2 conductors with same cross section, stranded max.	1.5 mm ²
2 conductors with same cross section, stranded, ferrules without plastic sleeve, min.	0.25 mm ²
2 conductors with same cross section, stranded, ferrules without plastic sleeve, max.	1 mm ²
2 conductors with same cross section, stranded, TWIN ferrules with plastic sleeve, min.	0.5 mm ²
2 conductors with same cross section, stranded, TWIN ferrules with plastic sleeve, max.	1 mm ²
Minimum AWG according to UL/CUL	24
Maximum AWG according to UL/CUL	10

classifications

eCl@ss

eCl@ss 4.0	27141109
eCl@ss 4.1	27141109
eCl@ss 5.0	27141190

PCB terminal block - FRONT 4-H-7,62 - 1703034

classifications

eCl@ss

eCl@ss 5.1	27141190
eCl@ss 6.0	27261101
eCl@ss 7.0	27440401
eCl@ss 8.0	27440401

ETIM

ETIM 3.0	EC001121
ETIM 4.0	EC002643
ETIM 5.0	EC002643

UNSPSC

UNSPSC 6.01	30211801
UNSPSC 7.0901	39121432
UNSPSC 11	39121432
UNSPSC 12.01	39121432
UNSPSC 13.2	39121432

approvals

CSA / UL Recognized / cUL Recognized / GOST / GL / RS / GOST / cULus Recognized /

Approval details

Usegroups	B	D
Nominal voltage UN	300 V	300 V
Nominal current IN	30 A	10 A
mm ² /AWG/kcmil	22-10	22-10





Usegroups	B	D
Nominal voltage UN	300 V	300 V
Nominal current IN	30 A	10 A
mm ² /AWG/kcmil	24-10	24-10

--	--	--

PCB terminal block - FRONT 4-H-7,62 - 1703034

approvals

Usegroups	B	D
Nominal voltage UN	300 V	300 V
Nominal current IN	30 A	10 A
mm ² /AWG/kcmil	24-10	24-10



accessories

Labeled terminal marker

SK 7,62/3,8:FORTL.ZAHLEN - 0804549



Terminal marking

SK U/3,8 WH:UNBEDRUCKT - 0803906



Screwdriver tools

PCB terminal block - FRONT 4-H-7,62 - 1703034

accessories

SZS 0,6X3,5 - 1205053



Pitch spacer

RZ 5,08-FRONT 4-H-7,62 - 1904011



Marker pen

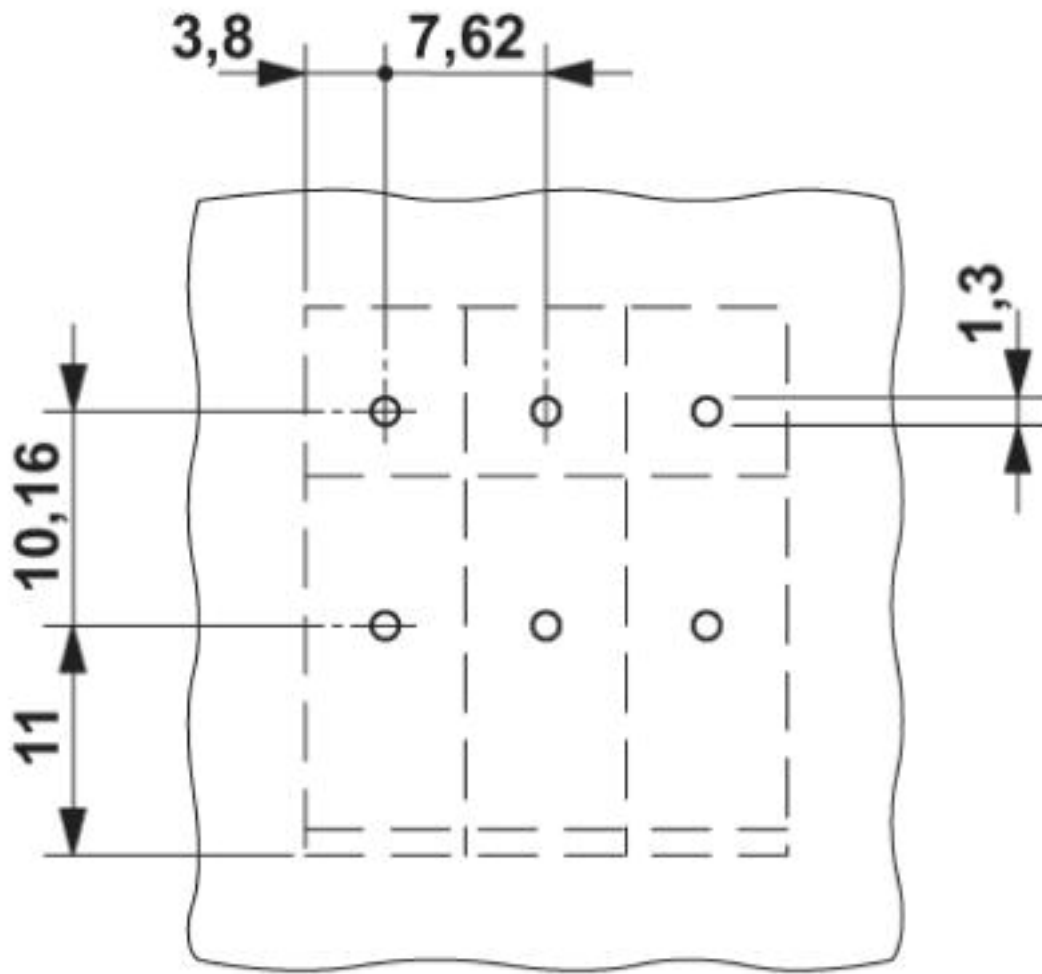
B-STIFT - 1051993



Drawings

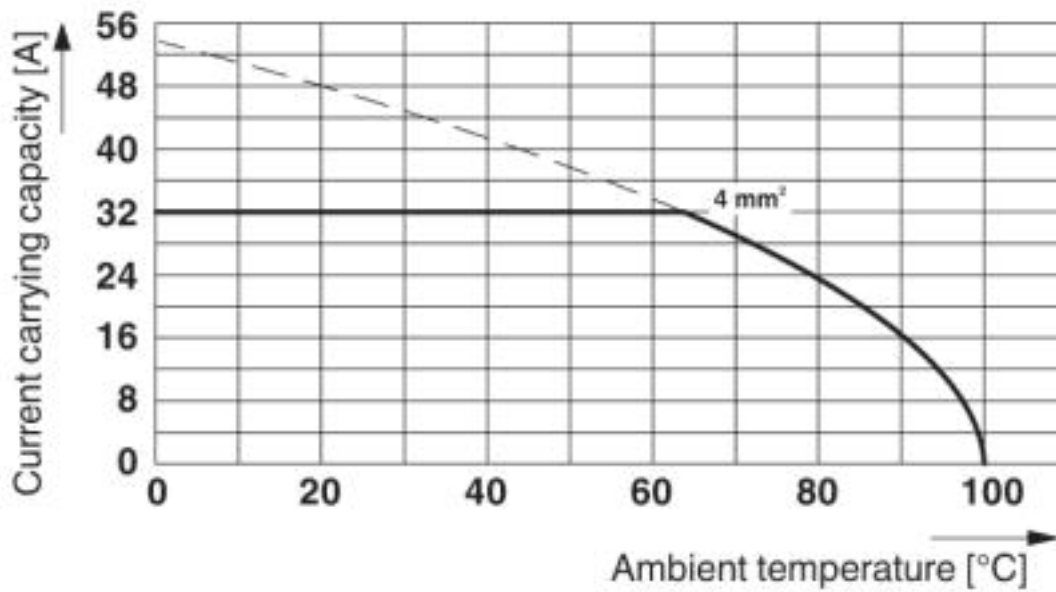
PCB terminal block - FRONT 4-H-7,62 - 1703034

Drilling diagram



PCB terminal block - FRONT 4-H-7,62 - 1703034

Diagram



Type: FRONT 4-H-7,62
Test following DIN EN 60512-5-2:2003-01
Reduction factor = 1
No. of positions: 5

Dimensioned drawing

