


OMNIMATE Signal - series B2L/S2L 3.50 - 2-row S2L-SMT 3.50/16/180LF 3.5SN BK BX

Weidmüller Interface GmbH & Co. KG
 Klingenbergstraße 16
 D-32758 Detmold
 Germany
 Fon: +49 5231 14-0
 Fax: +49 5231 14-292083
 www.weidmueller.com



High-temperature-resistant, straight, 2-tier male connector for all common soldering methods. Optimised for automatic assembly. Packed in box or tape. 3.2 mm solder pin suitable for reflow and wave soldering. These male connectors can be labelled and coded.

- 50 V (IEC) / 150 V (UL)
- 10 A (IEC) / 10 A (UL)

General ordering data

Type	S2L-SMT 3.50/16/180LF 3.5SN BK BX
Order No.	1795250000
Version	PCB plug-in connector, male header, Solder flange, Reflow solder connection, 3.50 mm, No. of poles: 16, 180°, Solder pin length (l): 3.5 mm, tinned, Black, Box
GTIN (EAN)	4032248232765
Qty.	50 pc(s).
Product data	IEC: 160 V / 10 A UL: 150 V / 10 A
Packaging	Box

Erstellungs-Datum January 15, 2014 8:15:33 AM CET

OMNIMATE Signal - series B2L/S2L 3.50 - 2-row S2L-SMT 3.50/16/180LF 3.5SN BK BX

Weidmüller Interface GmbH & Co. KG
 Klingenbergstraße 16
 D-32758 Detmold
 Germany
 Fon: +49 5231 14-0
 Fax: +49 5231 14-292083
 www.weidmueller.com

Technische Daten

Dimensions and weights

Net weight 5.62 g

System parameters

Product family		Mounting onto the PCB	
OMNIMATE Signal - series B2L/S2L 3.50 - 2-row		Reflow solder connection	
Outgoing elbow	180°	Pitch in mm (P)	3.5 mm
Pitch in inches (P)	0.138 inch	No. of poles	16
Solder pin length (l)	3.5 mm	Pin dimensions	d = 1.0 mm, Octagonal
Can be coded	Yes	Number of solder pins per pole	1
Solder eyelet hole diameter (D)	1.3 mm	Solder eyelet hole diameter tolerance (D)	+ 0,1 mm
L1 in mm	24.5 mm	L1 in inches	0.965 inch
Touch-safe protection acc. to DIN VDE 0470	IP 10	Touch-safe protection acc. to DIN VDE 57 106	Safe from back-of-hand touch


Material data

Insulating material	LCP GF	Colour	Black
Insulating material group	IIIb	UL 94 flammability rating	V-0
CTI	≥ 175	Contact material	Cu-Leg
Contact surface	tinned	Operating temperature, min.	-50 °C
Operating temperature, max.	100 °C	Temperature range, installation, min.	-30 °C
Temperature range, installation, max.	100 °C	Max. relative humidity during storage	93 %


DIN IEC rating data

Rated current, min. no. of poles (Tu=20°C)	10 A	Rated current, max. no. of poles (Tu=20°C)	10 A
Rated current, number of poles (Tu=40°C), min	9 A	Rated current, number of poles (Tu=40°C), max.	8.5 A
Rated voltage for surge voltage class pollution degree III/3	50 V	Rated impulse voltage for surge voltage classcontamination degree III/3	2.5 kV
Rated voltage for surge voltage class pollution degree III/2	125 V	Rated impulse voltage for surge voltage classpollution degree III/2	1.5 kV
Rated voltage for surge voltage class pollution degree II/2	160 V	Rated impulse voltage for surge voltage classpollution degree II/2	1.5 kV
Short-time withstand current resistance	3 x 1s with 77 A		

CSA rating data

Institute (CSA)		Rated voltage (Use group B)	50 V
Rated current (use group B)	5 A		

UL 1059 rating data

Institute (UR)		Rated voltage (use group B)	150 V
Rated current (use group B)	10 A	Rated voltage (use group C)	50 V
Rated current (use group C)	10 A		

OMNIMATE Signal - series B2L/S2L 3.50 - 2-row S2L-SMT 3.50/16/180LF 3.5SN BK BX

Weidmüller Interface GmbH & Co. KG
 Klingenbergstraße 16
 D-32758 Detmold
 Germany
 Fon: +49 5231 14-0
 Fax: +49 5231 14-292083
 www.weidmueller.com

Technische Daten

Classifications

UNSPSC	30-21-18-10	eClass 5.1	27-26-07-01
eClass 6.2	27-26-07-04	eClass 7.1	27-44-04-02

Notes

- Notes
- Additional colours on request
 - Gold-plated contact surfaces on request
 - Spacing between rows: see hole layout
 - Rated current related to rated cross-section & min. No. of poles.
 - P on drawing = pitch
 - Rated data refer only to the component itself. Clearance and creepage distances to other components are to be designed in accordance with the relevant application standards.

Approvals

Approvals



ROHS Conform

Downloads

- CAD Library (P-CAD Format - ASCII) [S2L-SMT.zip](#)
- CAD Library (P-CAD Format - Standard) [S2L-SMT.zip](#)
- [3D Modell](#)

Datenblatt

**OMNIMATE Signal - series B2L/S2L 3.50 - 2-row
S2L-SMT 3.50/16/180LF 3.5SN BK BX**

Weidmüller Interface GmbH & Co. KG
 Klingenbergstraße 16
 D-32758 Detmold
 Germany
 Fon: +49 5231 14-0
 Fax: +49 5231 14-292083
 www.weidmueller.com

Zeichnungen

