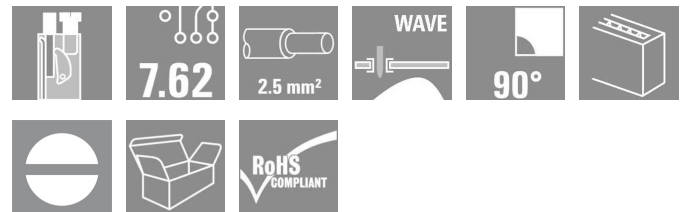



OMNIMATE Signal - series TOP1.5GS TOP1.5GS5/90 7 2STI OR

Weidmüller Interface GmbH & Co. KG
 Klingenbergstraße 16
 D-32758 Detmold
 Germany
 Fon: +49 5231 14-0
 Fax: +49 5231 14-292083
 www.weidmueller.com



Conductor entry and screw connection in the same direction on this PCB terminal with 7.62 mm pitch for conductor cross-sections up to 2.5 mm². Conductor outlet direction 90° and 180°.

- 0.20 - 2.5mm² (IEC) / 26 - 14 AWG (UL)
- 1000 V (IEC) / 300 V (UL)
- 24 A (IEC) / 10 A (UL)

General ordering data

Type	TOP1.5GS5/90 7 2STI OR
Order No.	0393660000
Version	PCB terminal, 7.62 mm, No. of poles: 5, 90°, Solder pin length (l): 3.5 mm, tinned, Orange, TOP connection, Clamping range, rated connection, max.: 2.5 mm ² , Box
GTIN (EAN)	4032248189175
Qty.	25 pc(s).
Product data	IEC: 1000 V / 24 A / 0.5 - 2.5 mm ² UL: 300 V / 10 A / AWG 26 - AWG 14
Packaging	Box

Erstellungs-Datum December 12, 2013 10:57:21 AM CET

OMNIMATE Signal - series TOP1.5GS TOP1.5GS5/90 7 2STI OR

Weidmüller Interface GmbH & Co. KG
Klingenbergstraße 16
D-32758 Detmold
Germany
Fon: +49 5231 14-0
Fax: +49 5231 14-292083
www.weidmueller.com

Technische Daten

Dimensions and weights

Net weight 20.52 g

System characteristics

Product family	OMNIMATE Signal - series TOP1.5GS	Wire connection method	TOP connection
Mounting onto the PCB	Solder connection	Conductor outlet direction	90°
Pitch in mm (P)	7.62 mm	Pitch in inches (P)	0.3 inch
No. of poles	5	Fitted by customer	No
Solder pin length (l)	3.5 mm	Solder eyelet hole diameter (D)	1.3 mm
Solder eyelet hole diameter tolerance (D)	+ 0,1 mm	Number of solder pins per pole	2
Screwdriver blade	0.6 x 3.5	Screwdriver blade standard	DIN 5264
Tightening torque, min.	0.4 Nm	Tightening torque, max.	0.5 Nm
Clamping screw	M 2.5	Stripping length	10 mm
L1 in mm	30.48 mm	L1 in inches	1.2 inch
Touch-safe protection acc. to DIN VDE 0470	IP 20	Touch-safe protection acc. to DIN VDE 57 106	Safe from finger touch

Material data

Insulating material	PA	Colour	Orange
UL 94 flammability rating	V-2	CTI	≥ 600
Contact material	CuZn	Contact surface	tinned
Contact base material	CuZn		

Connectable conductors

Clamping range, rated connection, min.	0.13 mm ²	Clamping range, rated connection, max.	2.5 mm ²
Wire connection cross section AWG, min.	AWG 26	Wire connection cross section AWG, max.	AWG 14
Solid, min. H05(07) V-U	0.5 mm ²	Solid, max. H05(07) V-U	2.5 mm ²
Flexible, min. H05(07) V-K	0.5 mm ²	Flexible, max. H05(07) V-K	2.5 mm ²
w. wire end ferrule, DIN 46228 pt 1, min.	0.5 mm ²	w. wire end ferrule, DIN 46228 pt 1, max.	2.5 mm ²
w. plastic collar ferrule, DIN 46228 pt 4, min.	0.5 mm ²	w. plastic collar ferrule, DIN 46228 pt 4, max.	2.5 mm ²
Plug gauge acc. to EN 60999 a x b; Ø	2.4 mm x 1.5 mm		

DIN IEC rating data

Rated current, min. no. of poles (Tu=20°C)	24 A	Rated current, max. no. of poles (Tu=20°C)	19 A
Rated current, number of poles (Tu=40°C), min	21 A	Rated current, number of poles (Tu=40°C), max.	16 A
Rated voltage for surge voltage class pollution degree II/2	1,000 V	Rated voltage for surge voltage class pollution degree III/2	630 V
Rated voltage for surge voltage class pollution degree III/3	400 V	Rated impulse voltage for surge voltage class pollution degree II/2	4 kV
Rated impulse voltage for surge voltage class pollution degree III/2	4 kV	Rated impulse voltage for surge voltage class contamination degree III/3	4 kV
Short-time withstand current resistance	3 x 1s with 120 A		

OMNIMATE Signal - series TOP1.5GS TOP1.5GS5/90 7 2STI OR

Weidmüller Interface GmbH & Co. KG
 Klingenbergstraße 16
 D-32758 Detmold
 Germany
 Fon: +49 5231 14-0
 Fax: +49 5231 14-292083
 www.weidmueller.com

Technische Daten

CSA rating data

Institute (CSA)



Rated voltage (Use group B)

300 V

Rated current (use group B) 10 A

Rated voltage (use group D) 300 V

Rated current (use group D) 10 A

Wire cross-section, AWG, min. AWG 26

Wire cross-section, AWG, max. AWG 14

UL 1059 rating data

Rated voltage (use group B) 300 V

Rated current (use group B) 10 A

Rated voltage (use group D) 300 V

Rated current (use group D) 10 A

Wire cross-section, AWG, min. AWG 26

Wire cross-section, AWG, max. AWG 14

Classifications

ETIM 3.0

EC001284

UNSPSC

30-21-18-01

eClass 6.2

27-26-11-01

eClass 7.1

27-44-04-01

Notes

Notes

- Additional colours on request
- Rated current related to rated cross-section & min. No. of poles.
- Wire end ferrule without plastic collar to DIN 46228/1
- Wire end ferrule with plastic collar to DIN 46228/4
- Crimp form A for wire end ferrules with PZ 6/5 crimping tool are recommended for the largest cable sizes.
- P on drawing = pitch
- Rated data refer only to the component itself. Clearance and creepage distances to other components are to be designed in accordance with the relevant application standards.

Approvals

Approvals



ROHS

Conform

Downloads

CAD Library (P-CAD Format - ASCII) [TOP 1.5GS.zip](#)

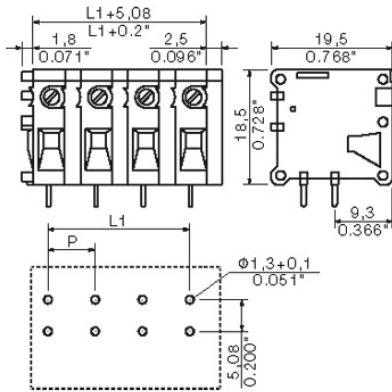
CAD Library (P-CAD Format - Standard) [TOP 1.5GS.zip](#)

[3D Modell](#)

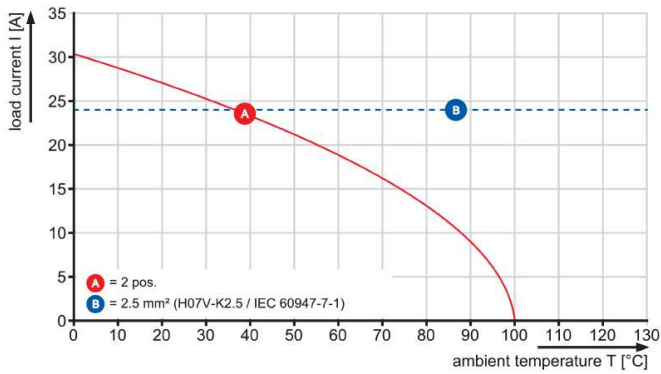
OMNIMATE Signal - series TOP1.5GS
TOP1.5GS5/90 7 2STI OR

Weidmüller Interface GmbH & Co. KG
 Klingenbergstraße 16
 D-32758 Detmold
 Germany
 Fon: +49 5231 14-0
 Fax: +49 5231 14-292083
 www.weidmueller.com

Zeichnungen



TOP 1.5GS/./90-7.62



TOP 1.5GS/./180-7.62

