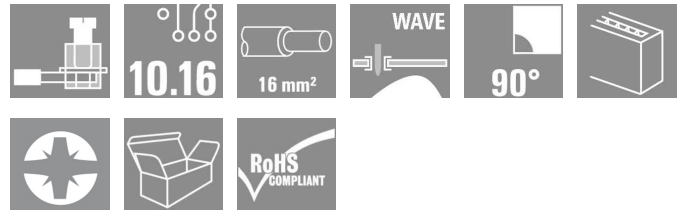


## OMNIMATE Power - series LUP LUP 10.16/02/90 3.2SN BK BX

**Weidmüller Interface GmbH & Co. KG**  
 Klingenbergstraße 16  
 D-32758 Detmold  
 Germany  
 Fon: +49 5231 14-0  
 Fax: +49 5231 14-292083  
 www.weidmueller.com



This PCB terminal provides connections for 1000 V, test point, 76 A and 16 mm<sup>2</sup> conductor cross-section with proven clamping yoke connection at 10.16 mm pitch, conductor outlet direction in 90° design.

- 0.50 - 16.0 mm<sup>2</sup> (IEC) / 26 - 6 AWG (UL)
- 1000 V (IEC) / 300 V (UL)
- 76A (IEC) / 60 A (UL)

### General ordering data

Type	LUP 10.16/02/90 3.2SN BK BX
Order No.	<a href="#">1226290000</a>
Version	PCB terminal, 10.16 mm, No. of poles: 2, 90°, Solder pin length (l): 3.2 mm, tinned, Black, Clamping yoke connection, Clamping range, rated connection, max.: 16 mm <sup>2</sup> , Box
GTIN (EAN)	4050118010817
Qty.	20 pc(s).
Product data	IEC: 1000 V / 76 A / 0.5 - 16 mm <sup>2</sup> UL: 300 V / 58 A / AWG 26 - AWG 6
Packaging	Box

Erstellungs-Datum December 17, 2013 1:21:07 PM CET

## OMNIMATE Power - series LUP LUP 10.16/02/90 3.2SN BK BX

**Weidmüller Interface GmbH & Co. KG**  
Klingenbergstraße 16  
D-32758 Detmold  
Germany  
Fon: +49 5231 14-0  
Fax: +49 5231 14-292083  
www.weidmueller.com

## Technische Daten

### Dimensions and weights

Net weight 20.1 g

### System characteristics

Product family	OMNIMATE Power - series LUP	Wire connection method	Clamping yoke connection
Mounting onto the PCB	Solder connection	Conductor outlet direction	90°
Pitch in mm (P)	10.16 mm	Pitch in inches (P)	0.4 inch
No. of poles	2	Fitted by customer	Yes
Max. adjacent poles per row	12	Solder pin length (l)	3.2 mm
Solder eyelet hole diameter (D)	1.6 mm	Solder eyelet hole diameter tolerance (D)+	0,1 mm
Number of solder pins per pole	2	Screwdriver blade	1.0 x 5.5
Screwdriver blade standard	DIN 5264	Tightening torque, min.	1.2 Nm
Tightening torque, max.	1.5 Nm	Clamping screw	M 4
Stripping length	12 mm	L1 in mm	10,16 mm
L1 in inches	0.4 inch	Touch-safe protection acc. to DIN VDE 0470	IP20 plugged/ IP10 unplugged
Touch-safe protection acc. to DIN VDE 57 106	Safe from finger touch		

### Material data

Insulating material	Wemid (PA)	Colour	Black
UL 94 flammability rating	V-0	CTI	≥ 600
Temperature of glow-wire test	960 °C	Duration of glow-wire test	30 s
Contact material	E-Cu	Contact surface	tinned
Contact base material	E-Cu		

### Connectable conductors

Clamping range, rated connection, min.	0.13 mm <sup>2</sup>	Clamping range, rated connection, max.	16 mm <sup>2</sup>
Wire connection cross section AWG, min.	AWG 22	Wire connection cross section AWG, max.	AWG 6
Solid, min. H05(07) V-U	0.5 mm <sup>2</sup>	Solid, max. H05(07) V-U	16 mm <sup>2</sup>
Stranded, max. H07V-R	16 mm <sup>2</sup>	Stranded, min. H07V-R	6 mm <sup>2</sup>
Stranded, min. H07V-R	6 mm <sup>2</sup>	Flexible, min. H05(07) V-K	0.5 mm <sup>2</sup>
Flexible, max. H05(07) V-K	16 mm <sup>2</sup>	w. wire end ferrule, DIN 46228 pt 1, min	2.5 mm <sup>2</sup>
w. wire end ferrule, DIN 46228 pt 1, max.	10 mm <sup>2</sup>	w. plastic collar ferrule, DIN 46228 pt 4, min.	2.5 mm <sup>2</sup>
w. plastic collar ferrule, DIN 46228 pt 4, max.	10 mm <sup>2</sup>	Plug gauge acc. to EN 60999 a x b; Ø	5.4 mm x 5.1 mm; 5.3 mm

### DIN IEC rating data

Rated current, min. no. of poles (Tu=20°C)	76 A	Rated current, max. no. of poles (Tu=20°C)	72 A
Rated current, number of poles (Tu=40°C), min	72 A	Rated current, number of poles (Tu=40°C), max.	62 A
Rated voltage for surge voltage class pollution degree II/2	1,000 V	Rated voltage for surge voltage class pollution degree III/2	1,000 V
Rated voltage for surge voltage class pollution degree III/3	800 V	Rated impulse voltage for surge voltage class pollution degree II/2	6 kV
Rated impulse voltage for surge voltage class pollution degree III/2	8 kV	Rated impulse voltage for surge voltage class contamination degree III/3	8 kV
Short-time withstand current resistance	1 x 1s with 700 A		

**OMNIMATE Power - series LUP  
LUP 10.16/02/90 3.2SN BK BX**

**Weidmüller Interface GmbH & Co. KG**  
Klingenbergstraße 16  
D-32758 Detmold  
Germany  
Fon: +49 5231 14-0  
Fax: +49 5231 14-292083  
www.weidmueller.com

**Technische Daten**

**CSA rating data**

Institute (CSA)



Rated voltage (Use group B)

300 V

Rated current (use group B)	58 A
Rated current (use group C)	58 A
Rated current (use group D)	10 A
Wire cross-section, AWG, max.	AWG 6

Rated voltage (Use group C)	300 V
Rated voltage (use group D)	300 V
Wire cross-section, AWG, min.	AWG 22

**UL 1059 rating data**

Rated voltage (use group B)	300 V
Rated voltage (use group C)	300 V
Rated voltage (use group D)	300 V
Wire cross-section, AWG, min.	AWG 26

Rated current (use group B)	58 A
Rated current (use group C)	58 A
Rated current (use group D)	10 A
Wire cross-section, AWG, max.	AWG 6

**Classifications**

ETIM 3.0	EC001284	eClass 6.2	27-26-11-01
eClass 7.1	27-44-04-01		

**Notes**

Notes

- Additional colours on request
- Rated current related to rated cross-section & min. No. of poles.
- Wire end ferrule without plastic collar to DIN 46228/1
- Wire end ferrule with plastic collar to DIN 46228/4
- P on drawing = pitch
- Rated data refer only to the component itself. Clearance and creepage distances to other components are to be designed in accordance with the relevant application standards.

**Approvals**

Approvals



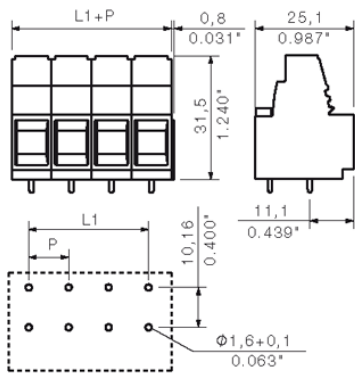
ROHS

Conform

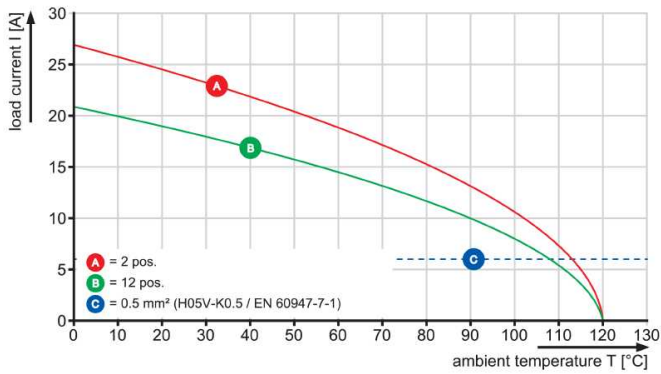
**OMNIMATE Power - series LUP  
LUP 10.16/02/90 3.2SN BK BX**

**Weidmüller Interface GmbH & Co. KG**  
 Klingenbergstraße 16  
 D-32758 Detmold  
 Germany  
 Fon: +49 5231 14-0  
 Fax: +49 5231 14-292083  
 www.weidmueller.com

**Zeichnungen**



LUP 10.16/./90



LUP 10.16/./90

