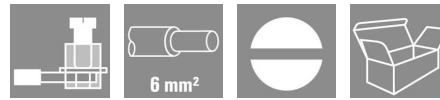


OMNIMATE Power - series WGK WGK 4/Z SW

Weidmüller Interface GmbH & Co. KG
 Klingenbergstraße 16
 D-32758 Detmold
 Germany
 Fon: +49 5231 14-0
 Fax: +49 5231 14-292083
 www.weidmueller.com



The WGK finger-proof-insulated enclosures are especially suitable as industrial electronic enclosures for frequency converters, power supplies or filter components which offer a convenient and reliable form of connection internally and externally. To match the wire guides to the installation requirements in the best possible way, Weidmüller offers two versions with horizontal (WGK) and vertical (WGKV) outlet directions.

General ordering data

Type	WGK 4/Z SW
Order No.	1250940000
Version	OMNIMATE Power - series WGK, Feedthrough terminal, Rated cross-section: 4 mm ² , Screw connection, Wemid (PA), Black, Direct mounting, Feed-through (bushing)
GTIN (EAN)	4050118042528
Qty.	50 pc(s).
Product data	IEC: 500 V / 32 A / 0.5 - 6 mm ² UL: 300 V / 30 A / AWG 30 - AWG 10
Packaging	Box

Erstellungs-Datum December 20, 2013 7:57:24 AM CET

**OMNIMATE Power - series WGK
WGK 4/Z SW**

Weidmüller Interface GmbH & Co. KG
 Klingenbergstraße 16
 D-32758 Detmold
 Germany
 Fon: +49 5231 14-0
 Fax: +49 5231 14-292083
 www.weidmueller.com

Technische Daten
Dimensions and weights

Length	35.5 mm	Width	8.1 mm
Height	21.5 mm	Height of lowest version	21.5 mm
Net weight	8.6 g		

System characteristics

Product family	OMNIMATE Power - series WGK	Wire connection method	Screw connection
Conductor outlet direction	180°	Fitted by customer	Yes
Screwdriver blade	0.6 x 3.5	Tightening torque, min.	0.6 Nm
Tightening torque, max.	0.8 Nm	Clamping screw	M 3
Stripping length	8 mm		

Material data

Insulating material	Wemid (PA)	Colour	Black
UL 94 flammability rating	V-0	Contact material	E-Cu
Contact surface	tinned		

Connectable conductors

Clamping range, rated connection, min.	0.5 mm ²	Clamping range, rated connection, max.	6 mm ²
Wire connection cross section AWG, min.	AWG 30	Wire connection cross section AWG, max.	AWG 10
Solid, min. H05(07) V-U	0.5 mm ²	Solid, max. H05(07) V-U	6 mm ²
Flexible, min. H05(07) V-K	0.5 mm ²	Flexible, max. H05(07) V-K	4 mm ²
w. wire end ferrule, DIN 46228 pt 1, min.	0.5 mm ²	w. wire end ferrule, DIN 46228 pt 1, max.	4 mm ²

DIN IEC rating data

Rated current, min. no. of poles (TU=20°C)	32 A	Rated current, max. no. of poles (Tu=20°C)	32 A
Rated voltage for surge voltage class pollution degree III/3	500 V	Rated impulse voltage for surge voltage classcontamination degree III/3	6 kV

CSA rating data

Rated voltage (Use group B)	300 V	Rated current (use group B)	30 A
Wire cross-section, AWG, min.	AWG 30	Wire cross-section, AWG, max.	AWG 10

UL 1059 rating data

Rated voltage (use group B)	300 V	Rated current (use group B)	30 A
Wire cross-section, AWG, min.	AWG 30	Wire cross-section, AWG, max.	AWG 10

Classifications

eClass 6.2	27-14-11-34	eClass 7.1	27-14-11-34
------------	-------------	------------	-------------

**OMNIMATE Power - series WGK
WGK 4/Z SW**

Weidmüller Interface GmbH & Co. KG
Klingenbergstraße 16
D-32758 Detmold
Germany
Fon: +49 5231 14-0
Fax: +49 5231 14-292083
www.weidmueller.com

Technische Daten**Notes**

Notes

- Clearance and creepage distances to other components must be devised in accordance with the relevant application standard. This can be achieved in the device by full encapsulation or by the use of additional spacer plates.
- Rated data refer only to the component itself. Clearance and creepage distances to other components are to be designed in accordance with the relevant application standards.
- Colours: BL = black; GN/YL = green yellow; none = grey
- Additional colours on request
- WGK: Rated voltage plastic walls: 1 - 4 mm = 500 V; metal walls: 1 - 2.5 mm = 400 V; metal walls: 2.5 - 4 mm = 250 V
- WGKV: Rated voltage plastic walls: 1 - 4 mm = 400 V; metal walls: 1 - 2.5 mm = 400 V; metal walls: 2.5 - 4 mm = 250 V
- VWGK: Rated voltage plastic walls: 1 - 4 mm = 500 V; metal walls: 1 - 4 mm = 500 V

Approvals

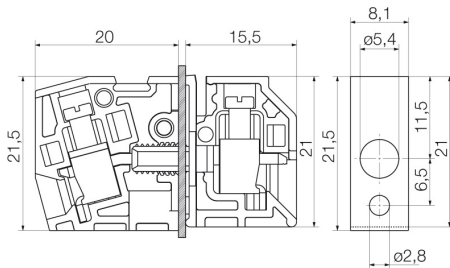
Approvals



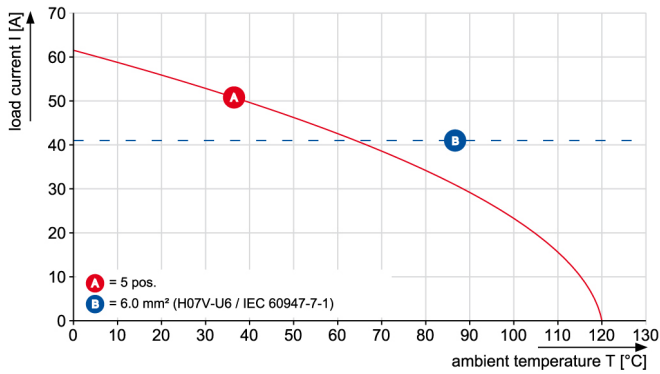
**OMNIMATE Power - series WGK
WGK 4/Z SW**

Weidmüller Interface GmbH & Co. KG
 Klingenbergstraße 16
 D-32758 Detmold
 Germany
 Fon: +49 5231 14-0
 Fax: +49 5231 14-292083
 www.weidmueller.com

Zeichnungen



WGK 4



WGK 4

