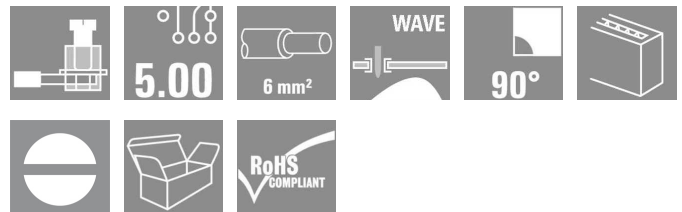


## OMNIMATE Signal - series LP LP 5.00/06/90 3.2SN OR BX

**Weidmüller Interface GmbH & Co. KG**  
 Klingenbergstraße 16  
 D-32758 Detmold  
 Germany  
 Fon: +49 5231 14-0  
 Fax: +49 5231 14-292083  
 www.weidmueller.com



This PCB terminal provides connections for 32 A and 6 mm<sup>2</sup> conductor cross-section with proven clamping yoke connection at 5.00 and 5.08 mm pitch, conductor outlet direction in 90°, 135° and 180° design, with extensive auxiliary functions.

- 0.20 - 6.0mm<sup>2</sup> (IEC) / 26 - 12 AWG (UL)
- 500 V (IEC) / 300 V (UL)
- 32 A (IEC) / 20 A (UL)

### General ordering data

Type	LP 5.00/06/90 3.2SN OR BX
Order No.	<a href="#">1608330000</a>
Version	PCB terminal, 5.00 mm, No. of poles: 6, 90°, Solder pin length (l): 3.2 mm, tinned, Orange, Clamping yoke connection, Clamping range, rated connection, max.: 6 mm <sup>2</sup> , Box
GTIN (EAN)	4008190120511
Qty.	50 pc(s).
Product data	IEC: 500 V / 32 A / 0.5 - 6 mm <sup>2</sup> UL: 300 V / 20 A / AWG 26 - AWG 12
Packaging	Box

Erstellungs-Datum January 13, 2014 1:06:32 PM CET

## OMNIMATE Signal - series LP LP 5.00/06/90 3.2SN OR BX

**Weidmüller Interface GmbH & Co. KG**  
Klingenbergstraße 16  
D-32758 Detmold  
Germany  
Fon: +49 5231 14-0  
Fax: +49 5231 14-292083  
www.weidmueller.com

## Technische Daten

### Dimensions and weights

Net weight 9.16 g

### System characteristics

Product family	OMNIMATE Signal - series LP	Wire connection method	Clamping yoke connection
Mounting onto the PCB	Solder connection	Conductor outlet direction	90°
Pitch in mm (P)	5 mm	Pitch in inches (P)	0.197 inch
No. of poles	6	Fitted by customer	Yes
Max. adjacent poles per row	24	Solder pin length (l)	3.2 mm
Solder eyelet hole diameter (D)	1.3 mm	Solder eyelet hole diameter tolerance (D)	+ 0,1 mm
Number of solder pins per pole	1	Screwdriver blade	0.6 x 3.5
Screwdriver blade standard	DIN 5264	Tightening torque, min.	0.5 Nm
Tightening torque, max.	0.6 Nm	Clamping screw	M 3
Stripping length	6 mm	L1 in mm	25 mm
L1 in inches	0.984 inch	Touch-safe protection acc. to DIN VDE 0470	IP 20
Touch-safe protection acc. to DIN VDE 57 106	Safe from finger touch		

### Material data

Insulating material	PA	Colour	Orange
UL 94 flammability rating	V-2	CTI	≥ 600
Temperature of glow-wire test	750 °C	Duration of glow-wire test	30 s
Contact material	Cu-Leg	Contact surface	tinned
Contact base material	Cu-Leg		

### Connectable conductors

Clamping range, rated connection, min.	0.13 mm <sup>2</sup>	Clamping range, rated connection, max.	6 mm <sup>2</sup>
Wire connection cross section AWG, min.	AWG 26	Wire connection cross section AWG, max.	AWG 12
Solid, min. H05(07) V-U	0.5 mm <sup>2</sup>	Solid, max. H05(07) V-U	6 mm <sup>2</sup>
Flexible, min. H05(07) V-K	0.5 mm <sup>2</sup>	Flexible, max. H05(07) V-K	4 mm <sup>2</sup>
w. wire end ferrule, DIN 46228 pt 1, min.	0.5 mm <sup>2</sup>	w. wire end ferrule, DIN 46228 pt 1, max.	2.5 mm <sup>2</sup>
w. plastic collar ferrule, DIN 46228 pt 4, min.	0.5 mm <sup>2</sup>	w. plastic collar ferrule, DIN 46228 pt 4, max.	2.5 mm <sup>2</sup>
Plug gauge acc. to EN 60999 a x b; Ø	2.8 mm x 2.4 mm; 3.0 mm		

### DIN IEC rating data

Rated current, min. no. of poles (Tu=20°C)	32 A	Rated current, max. no. of poles (Tu=20°C)	30.5 A
Rated current, number of poles (Tu=40°C), min	32 A	Rated current, number of poles (Tu=40°C), max.	25 A
Rated voltage for surge voltage class pollution degree II/2	500 V	Rated voltage for surge voltage class pollution degree III/2	250 V
Rated voltage for surge voltage class pollution degree III/3	250 V	Rated impulse voltage for surge voltage class pollution degree II/2	4 kV
Rated impulse voltage for surge voltage class pollution degree III/2	4 kV	Rated impulse voltage for surge voltage class contamination degree III/3	4 kV
Short-time withstand current resistance	3 x 1s with 120 A		

**Datenblatt**

**OMNIMATE Signal - series LP  
LP 5.00/06/90 3.2SN OR BX**

**Weidmüller Interface GmbH & Co. KG**  
Klingenbergstraße 16  
D-32758 Detmold  
Germany  
Fon: +49 5231 14-0  
Fax: +49 5231 14-292083  
www.weidmueller.com

**Technische Daten**

**CSA rating data**

Institute (CSA)



Rated voltage (Use group B)

300 V

Rated current (use group B)	20 A
Rated current (use group D)	10 A
Wire cross-section, AWG, max.	AWG 12

Rated voltage (use group D)	300 V
Wire cross-section, AWG, min.	AWG 26

**UL 1059 rating data**

Institute (UR)



Rated voltage (use group B)

300 V

Rated current (use group B)	20 A
Rated current (use group D)	10 A
Wire cross-section, AWG, max.	AWG 12

Rated voltage (use group D)	300 V
Wire cross-section, AWG, min.	AWG 26

**Classifications**

ETIM 3.0	EC001284	UNSPSC	30-21-18-01
eClass 6.2	27-26-11-01	eClass 7.1	27-44-04-01

**Notes**

Notes

- Additional colours on request
- Rated current related to rated cross-section & min. No. of poles.
- Wire end ferrule without plastic collar to DIN 46228/1
- Wire end ferrule with plastic collar to DIN 46228/4
- P on drawing = pitch
- Rated data refer only to the component itself. Clearance and creepage distances to other components are to be designed in accordance with the relevant application standards.

**Approvals**

Approvals



ROHS

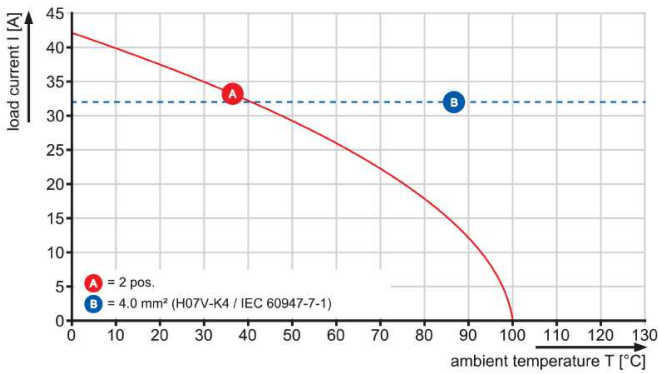
Conform

## OMNIMATE Signal - series LP LP 5.00/06/90 3.2SN OR BX

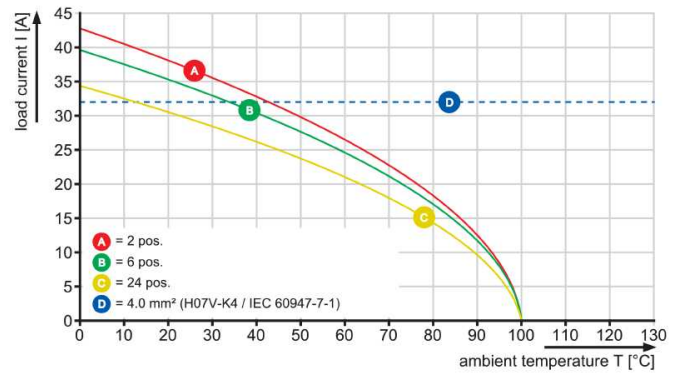
**Weidmüller Interface GmbH & Co. KG**  
 Klingenbergstraße 16  
 D-32758 Detmold  
 Germany  
 Fon: +49 5231 14-0  
 Fax: +49 5231 14-292083  
 www.weidmueller.com

## Zeichnungen

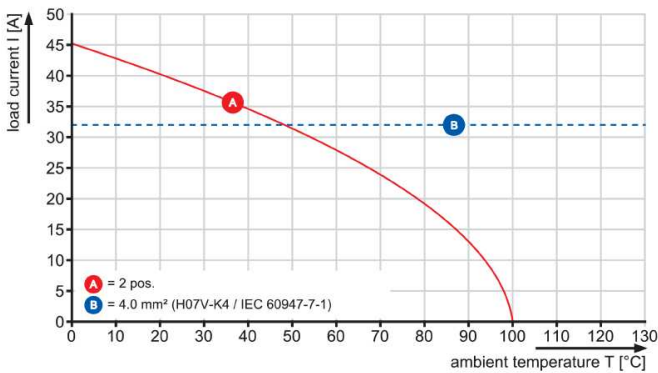
LP 5.00/..180



LP 5.00/..90



LP 5.00/..135



LPP 5.00/..90

