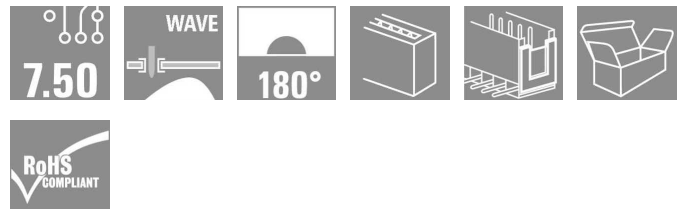


OMNIMATE Signal - series BL/SL 7.50 SL 7.50/11/180B 3.2SN OR BX

Weidmüller Interface GmbH & Co. KG
 Klingenbergstraße 16
 D-32758 Detmold
 Germany
 Fon: +49 5231 14-0
 Fax: +49 5231 14-292083
 www.weidmueller.com



Male connectors with straight outlet direction. The solder pin length is optimised for wave flow soldering. The pin headers provide space for labelling and can be coded.

- 800 V (IEC) / 300 V (UL)
- 18.5 A (IEC) / 15 A (UL)

General ordering data

Type	SL 7.50/11/180B 3.2SN OR BX
Order No.	1629220000
Version	PCB plug-in connector, male header, Dovetails for fixing blocks, Solder connection, 7.50 mm, No. of poles: 11, 180°, Solder pin length (l): 3.2 mm, tinned, Orange, Box
GTIN (EAN)	4008190202026
Qty.	50 pc(s).
Product data	IEC: 800 V / 18.5 A UL: 300 V / 15 A
Packaging	Box

Erstellungs-Datum January 13, 2014 3:42:35 PM CET

OMNIMATE Signal - series BL/SL 7.50 SL 7.50/11/180B 3.2SN OR BX

Weidmüller Interface GmbH & Co. KG
Klingenbergstraße 16
D-32758 Detmold
Germany
Fon: +49 5231 14-0
Fax: +49 5231 14-292083
www.weidmueller.com

Technische Daten

Dimensions and weights

Net weight 5.44 g

System parameters

Product family		Mounting onto the PCB	
Product family	OMNIMATE Signal - series BL/SL 7.50		Solder connection
Outgoing elbow	180°	Pitch in mm (P)	7.5 mm
Pitch in inches (P)	0.295 inch	No. of poles	11
Solder pin length (l)	3.2 mm	Can be coded	Yes
Number of solder pins per pole	1	Solder eyelet hole diameter (D)	1.3 mm
Solder eyelet hole diameter tolerance (D)	+ 0,1 mm	L1 in mm	75 mm
L1 in inches	2.953 inch	Insulation resistance	10 ³ Ω
Touch-safe protection acc. to DIN VDE 57 106	Safe from finger touch, plugged		


Material data

Insulating material	PBT	Colour	Orange
Insulating material group	IIIa	UL 94 flammability rating	V-0
CTI	≥ 200	Contact material	CuSn
Contact surface	tinned	Max. relative humidity during storage	80 %


DIN IEC rating data

Rated current, min. no. of poles (Tu=20°C)	18.5 A	Rated current, max. no. of poles (Tu=20°C)	17 A
Rated current, number of poles (Tu=40°C), min	16 A	Rated current, number of poles (Tu=40°C), max.	14.5 A
Rated voltage for surge voltage class pollution degree III/3	500 V	Rated impulse voltage for surge voltage classcontamination degree III/3	6 kV
Rated voltage for surge voltage class pollution degree III/2	630 V	Rated impulse voltage for surge voltage classpollution degree III/2	6 kV
Rated voltage for surge voltage class pollution degree II/2	800 V	Rated impulse voltage for surge voltage classpollution degree II/2	6 kV
Short-time withstand current resistance	3 x 1s with 120 A		

CSA rating data

Institute (CSA)		Rated voltage (Use group B)	300 V
Rated current (use group B)	15 A	Rated voltage (use group D)	300 V
Rated current (use group D)	10 A		

UL 1059 rating data

Institute (UR)		Rated voltage (use group B)	300 V
Rated current (use group B)	15 A	Rated voltage (use group D)	300 V
Rated current (use group D)	10 A		

OMNIMATE Signal - series BL/SL 7.50 SL 7.50/11/180B 3.2SN OR BX

Weidmüller Interface GmbH & Co. KG
Klingenbergstraße 16
D-32758 Detmold
Germany
Fon: +49 5231 14-0
Fax: +49 5231 14-292083
www.weidmueller.com

Technische Daten

Classifications

ETIM 3.0	EC001284	UNSPSC	30-21-18-10
eClass 5.1	27-26-07-04	eClass 6.2	27-26-07-04
eClass 7.1	27-44-04-02		

Notes

- Notes
- Additional colours on request
 - Gold-plated contact surfaces on request
 - Rated current related to rated cross-section & min. No. of poles.
 - Rated voltage for 7.62 mm pitch: $U/2 = 1000 \text{ V} / 6 \text{ kV}$
 - P on drawing = pitch
 - Rated data refer only to the component itself. Clearance and creepage distances to other components are to be designed in accordance with the relevant application standards.

Approvals

Approvals



ROHS

Conform

Downloads

CAD Library (P-CAD Format - ASCII) [SL.zip](#)

CAD Library (P-CAD Format - Standard) [SL.zip](#)

[3D Modell](#)

Datenblatt**OMNIMATE Signal - series BL/SL 7.50
SL 7.50/11/180B 3.2SN OR BX**

Weidmüller Interface GmbH & Co. KG
Klingenbergstraße 16
D-32758 Detmold
Germany
Fon: +49 5231 14-0
Fax: +49 5231 14-292083
www.weidmueller.com

Zeichnungen