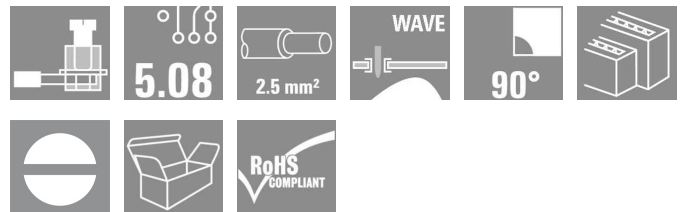


OMNIMATE Signal - series LM LM3R 5.08/09/90 3.5SN OR BX

Weidmüller Interface GmbH & Co. KG
 Klingenbergstraße 16
 D-32758 Detmold
 Germany
 Fon: +49 5231 14-0
 Fax: +49 5231 14-292083
 www.weidmueller.com



Single- and multi-row PCB terminal with proven clamping yoke connection at 5.08 mm pitch. Suitable for conductor cross-sections up to 2.5 mm².

- 0.13 - 2.50 mm² (IEC) / 26 - 14 AWG (UL)
- 630 V (IEC) / 300 V (UL)
- 17.5 A (IEC) / 15 A (UL)

General ordering data

| | |
|--------------|---|
| Type | LM3R 5.08/09/90 3.5SN OR BX |
| Order No. | 1769630000 |
| Version | PCB terminal, 5.08 mm, No. of poles: 9, 90°, Solder pin length (l): 3.5 mm, tinned, Orange, Clamping yoke connection, Clamping range, rated connection, max.: 2.5 mm ² , Box |
| GTIN (EAN) | 4032248116997 |
| Qty. | 50 pc(s). |
| Product data | IEC: 630 V / 17.5 A / 0.2 - 2.5 mm ² UL: 300 V / 15 A / AWG 24 - AWG 14 |
| Packaging | Box |

Erstellungs-Datum January 14, 2014 5:56:12 PM CET

OMNIMATE Signal - series LM LM3R 5.08/09/90 3.5SN OR BX

Weidmüller Interface GmbH & Co. KG
Klingenbergstraße 16
D-32758 Detmold
Germany
Fon: +49 5231 14-0
Fax: +49 5231 14-292083
www.weidmueller.com

Technische Daten

Dimensions and weights

Net weight 15.24 g

System characteristics

| | | | |
|--|-----------------------------|--|--------------------------|
| Product family | OMNIMATE Signal - series LM | Wire connection method | Clamping yoke connection |
| Mounting onto the PCB | Solder connection | Conductor outlet direction | 90° |
| Pitch in mm (P) | 5.08 mm | Pitch in inches (P) | 0.2 inch |
| No. of poles | 9 | Fitted by customer | Yes |
| Max. adjacent poles per row | 72 | Solder pin length (l) | 3.5 mm |
| Solder eyelet hole diameter (D) | 1.3 mm | Solder eyelet hole diameter tolerance (D)+ | 0,1 mm |
| Number of solder pins per pole | 1 | Screwdriver blade | 0.6 x 3.5 |
| Screwdriver blade standard | DIN 5264 | Tightening torque, min. | 0.4 Nm |
| Tightening torque, max. | 0.5 Nm | Clamping screw | M 2.5 |
| Stripping length | 6 mm | L1 in mm | 10.16 mm |
| L1 in inches | 0.4 inch | Touch-safe protection acc. to DIN VDE 0470 | IP 20 |
| Touch-safe protection acc. to DIN VDE 57 106 | Safe from finger touch | | |

Material data

| | | | |
|-------------------------------|------------|----------------------------|--------|
| Insulating material | Wemid (PA) | Colour | Orange |
| UL 94 flammability rating | V-0 | CTI | ≥ 600 |
| Temperature of glow-wire test | 750 °C | Duration of glow-wire test | 30 s |
| Contact material | Cu-Leg | Contact surface | tinned |
| Contact base material | Cu-Leg | | |

Connectable conductors

| | | | |
|---|------------------------|---|---------------------|
| Clamping range, rated connection, min. | 0.2 mm ² | Clamping range, rated connection, max. | 2.5 mm ² |
| Wire connection cross section AWG, min. | AWG 24 | Wire connection cross section AWG, max. | AWG 14 |
| Solid, min. H05(07) V-U | 0.2 mm ² | Solid, max. H05(07) V-U | 2.5 mm ² |
| Flexible, min. H05(07) V-K | 0.2 mm ² | Flexible, max. H05(07) V-K | 1.5 mm ² |
| w. wire end ferrule, DIN 46228 pt 1, min | 0.25 mm ² | w. wire end ferrule, DIN 46228 pt 1, max. | 1.5 mm ² |
| w. plastic collar ferrule, DIN 46228 pt 4, min. | 0.25 mm ² | w. plastic collar ferrule, DIN 46228 pt 4, max. | 1.5 mm ² |
| Plug gauge acc. to EN 60999 a x b; Ø | 2.4 mm x 1.5 mm; 1.9mm | | |

DIN IEC rating data

| | | | |
|--|-------------------|--|--------|
| Rated current, min. no. of poles (Tu=20°C) | 17.5 A | Rated current, max. no. of poles (Tu=20°C) | 16 A |
| Rated current, number of poles (Tu=40°C), min | 17.5 A | Rated current, number of poles (Tu=40°C), max. | 14.2 A |
| Rated voltage for surge voltage class pollution degree II/2 | 630 V | Rated voltage for surge voltage class pollution degree III/2 | 320 V |
| Rated voltage for surge voltage class pollution degree III/3 | 250 V | Rated impulse voltage for surge voltage class pollution degree II/2 | 4 kV |
| Rated impulse voltage for surge voltage class pollution degree III/2 | 4 kV | Rated impulse voltage for surge voltage class contamination degree III/3 | 4 kV |
| Short-time withstand current resistance | 3 x 1s with 120 A | | |

OMNIMATE Signal - series LM LM3R 5.08/09/90 3.5SN OR BX

Weidmüller Interface GmbH & Co. KG
 Klingenbergstraße 16
 D-32758 Detmold
 Germany
 Fon: +49 5231 14-0
 Fax: +49 5231 14-292083
 www.weidmueller.com

Technische Daten

CSA rating data

Institute (CSA)



Rated voltage (Use group B)

300 V

Rated current (use group B) 18 A

Rated voltage (use group D) 300 V

Rated current (use group D) 10 A

Wire cross-section, AWG, min. AWG 24

Wire cross-section, AWG, max. AWG 14

UL 1059 rating data

Rated voltage (use group B) 300 V

Rated current (use group B) 15 A

Rated voltage (use group D) 300 V

Rated current (use group D) 10 A

Wire cross-section, AWG, min. AWG 24

Wire cross-section, AWG, max. AWG 14

Classifications

ETIM 3.0

EC001284

UNSPSC

30-21-18-01

eClass 6.2

27-26-11-01

eClass 7.1

27-44-04-01

Notes

Notes

- Rated current related to rated cross-section & min. No. of poles.
- Wire end ferrule without plastic collar to DIN 46228/1
- Wire end ferrule with plastic collar to DIN 46228/4
- P on drawing = pitch
- Rated data refer only to the component itself. Clearance and creepage distances to other components are to be designed in accordance with the relevant application standards.

Approvals

Approvals



ROHS

Conform

Downloads

CAD Library (P-CAD Format - ASCII) [LM3R.zip](#)

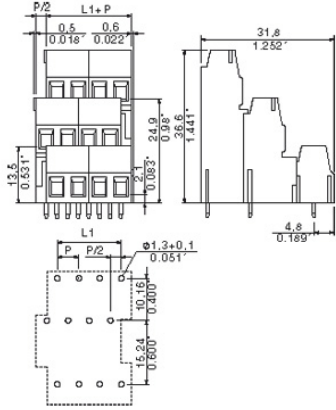
CAD Library (P-CAD Format - Standard) [LM3R.zip](#)

[3D Modell](#)

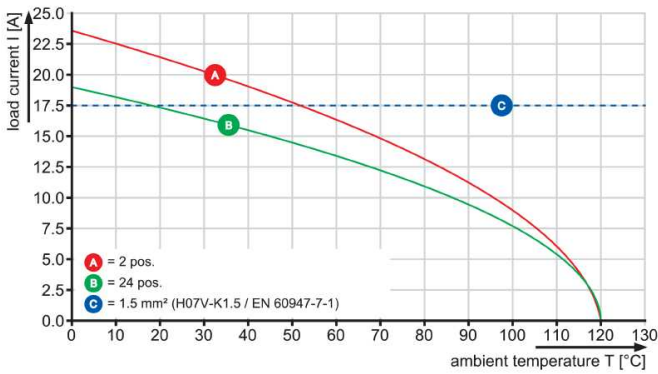
OMNIMATE Signal - series LM
LM3R 5.08/09/90 3.5SN OR BX

Weidmüller Interface GmbH & Co. KG
Klingenbergstraße 16
D-32758 Detmold
Germany
Fon: +49 5231 14-0
Fax: +49 5231 14-292083
www.weidmueller.com

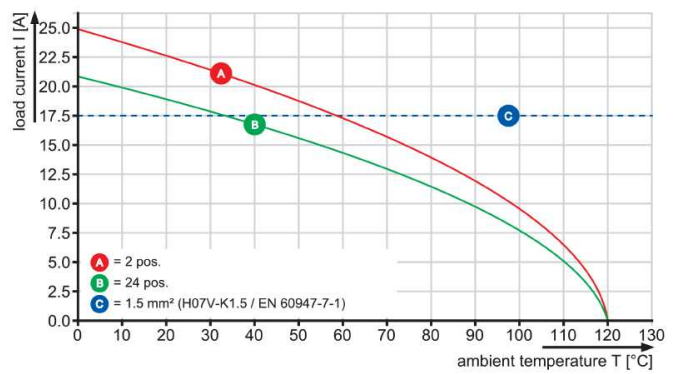
Zeichnungen



LM1H 5.08/./90



LM1N 5.08/./90



LM2H 5.08/./90

