

Single relay - REL-IR/LDM-110DC/2X21 - 2834180

Please be informed that the data shown in this PDF Document is generated from our Online Catalog. Please find the complete data in the user's documentation. Our General Terms of Use for Downloads are valid (<http://download.phoenixcontact.com>)



Pluggable industrial relays with power contacts, 2 PDT, test button, status LED, free-wheeling diode, mechanical switch position indicator, polarity A1-, A2+, input voltage 110 V DC

The figure shows version: REL-IR/LDP- 24DC/2X21

Product Features

- With detectable manual operation
- Integrated status LED
- Mechanical switch position indicator
- DC types with integrated freewheeling diode

Key commercial data

package_quantity	10
GTIN	4017918941840

Technical data

Dimensions

Width	21.5 mm
Height	28 mm
Depth	36 mm

Ambient conditions

Ambient temperature (operation)	-55 °C ... 70 °C
Ambient temperature (storage/transport)	-55 °C ... 70 °C

Coil side

Nominal input voltage U_N	110 V DC
Nominal input current at U_{IN}	10 mA
Typical response time	13 ms
Typical release time	5 ms
Coil resistance	11100 Ω +/-15% (at 20 °C)

Contact side

Contact type	Single contact, 2-PDT
Contact material	Ag
Maximum switching voltage	250 V AC/DC
Minimum switching voltage	5 V

Single relay - REL-IR/LDM-110DC/2X21 - 2834180

Technical data

Contact side

Maximum inrush current	20 A (15 ms)
Min. switching current	1 mA
Limiting continuous current	10 A
Interrupting rating (ohmic load) max.	2500 VA (for 250 V AC)

General

Test voltage relay winding/relay contact	2 kV AC (50 Hz, 1 min.)
Test voltage relay contact/relay contact	2 kV AC (50 Hz, 1 min.)
Operating mode	100% operating factor
Mechanical service life	5 x 10 ⁷ cycles
Standards/regulations	DIN EN 61810-1
Standards/regulations	VDE 0435-201
Standards/regulations	EN 50178
Standards/regulations	IEC 62103
Pollution degree	2
Surge voltage category	II
Mounting position	Any
Assembly instructions	On relay base PR2

Connection data

Connection method	Plug / solder connection
-------------------	--------------------------

classifications

eCl@ss

eCl@ss 4.0	27371104
eCl@ss 4.1	27371104
eCl@ss 5.0	27371001
eCl@ss 5.1	27371001
eCl@ss 6.0	27371001
eCl@ss 7.0	27371001
eCl@ss 8.0	27371001

ETIM

ETIM 2.0	EC000196
ETIM 3.0	EC000196
ETIM 4.0	EC000196
ETIM 5.0	EC000196

UNSPSC

UNSPSC 6.01	30211916
UNSPSC 7.0901	39121515
UNSPSC 11	39121515
UNSPSC 12.01	39121515

Single relay - REL-IR/LDM-110DC/2X21 - 2834180

classifications

UNSPSC

UNSPSC 13.2	39121515
--------------------	----------

approvals

UL Listed / VDE Gutachten mit Fertigungsüberwachung / cUL Listed / cULus Listed /

Approval details

UL Listed

VDE Gutachten mit Fertigungsüberwachung

Nominal voltage UN	
Nominal current IN	
mm ² /AWG/kcmil	

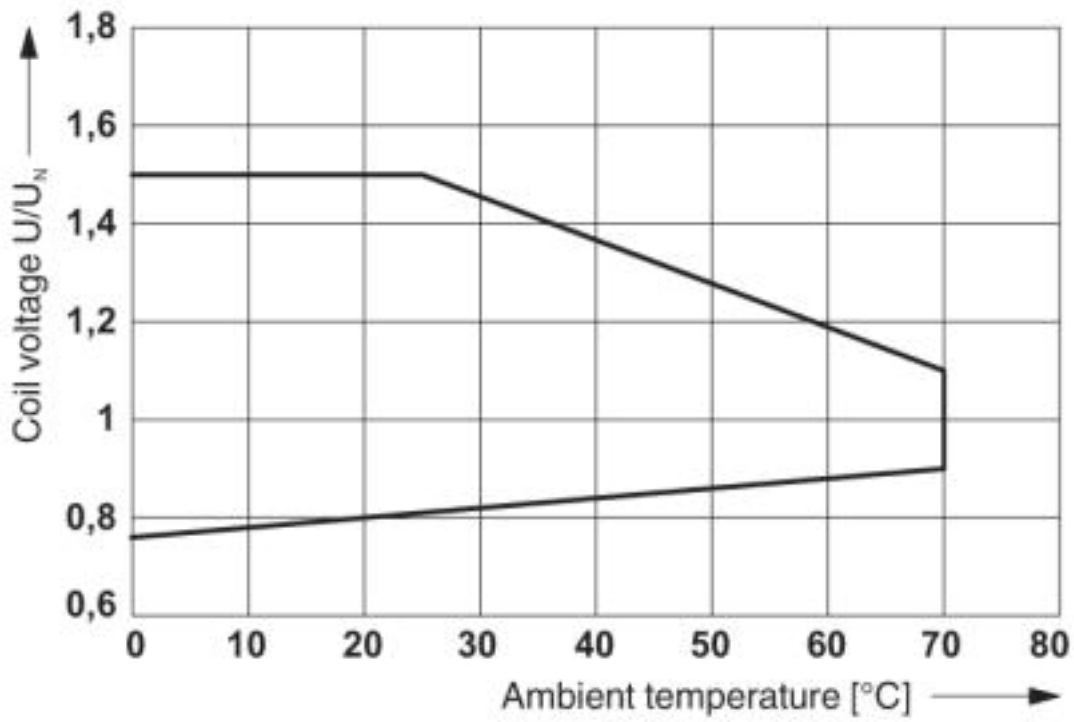
cUL Listed

cULus Listed

Drawings

Single relay - REL-IR/LDM-110DC/2X21 - 2834180

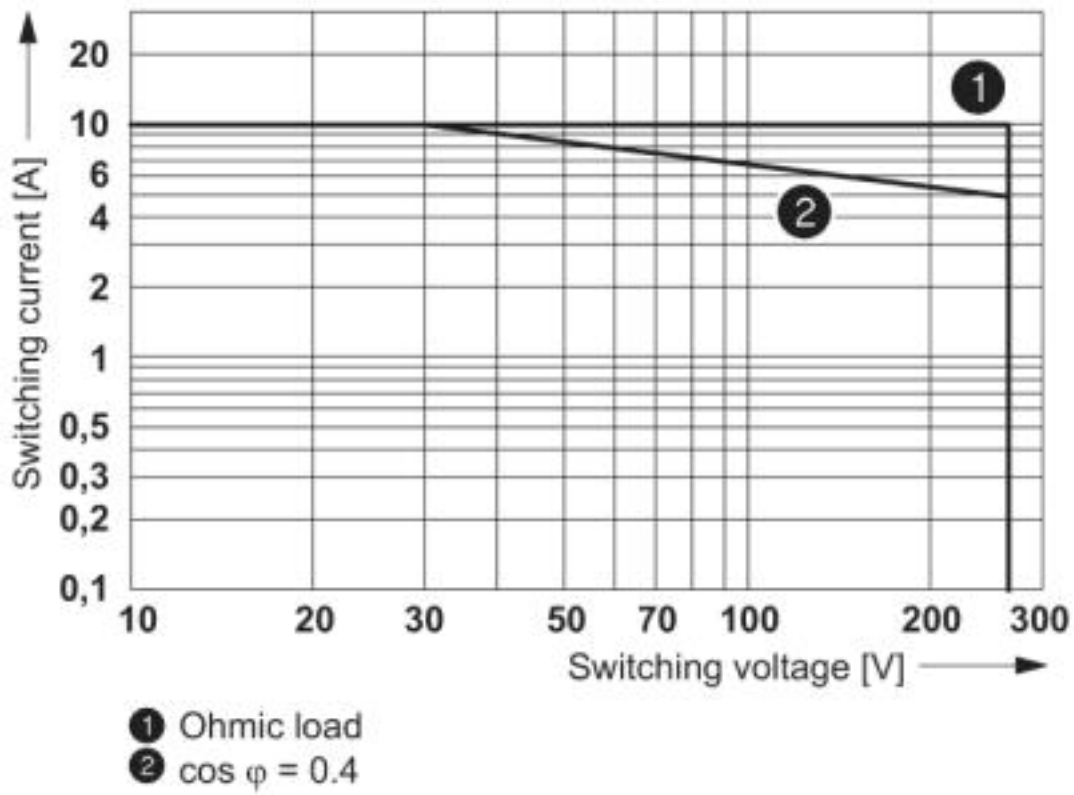
Diagram



Operating voltage range

Single relay - REL-IR/LDM-110DC/2X21 - 2834180

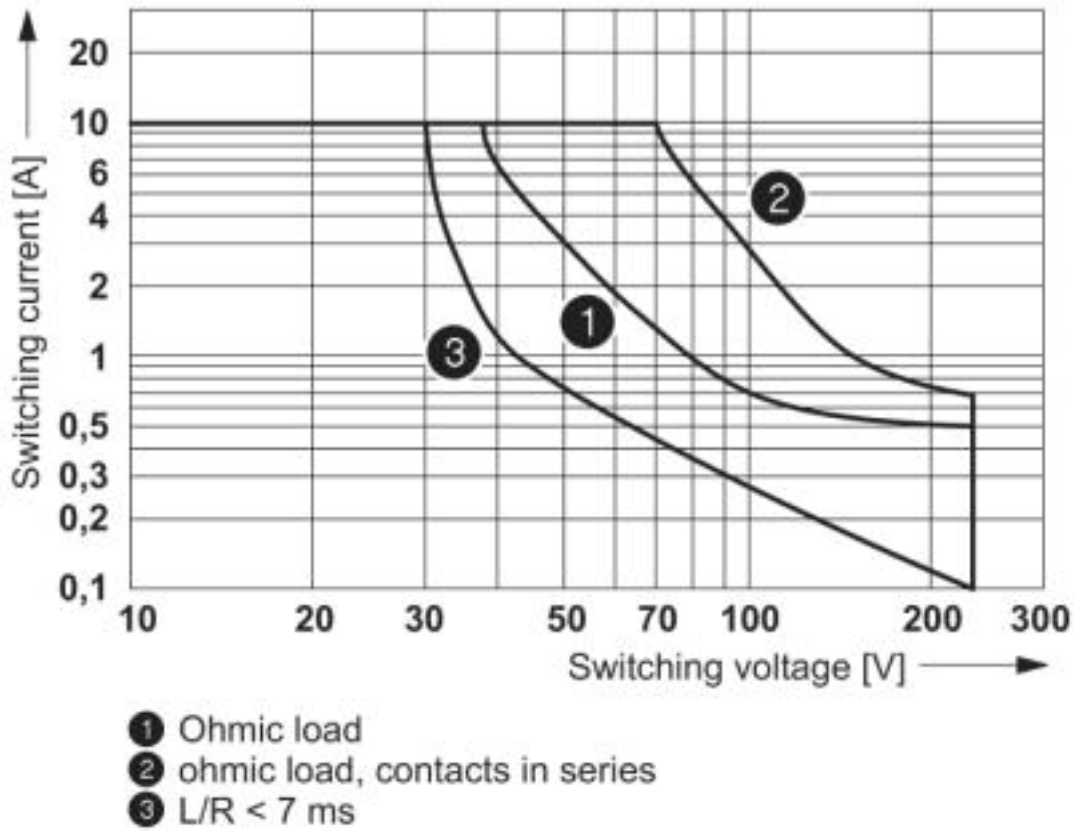
Diagram



AC interrupting rating

Single relay - REL-IR/LDM-110DC/2X21 - 2834180

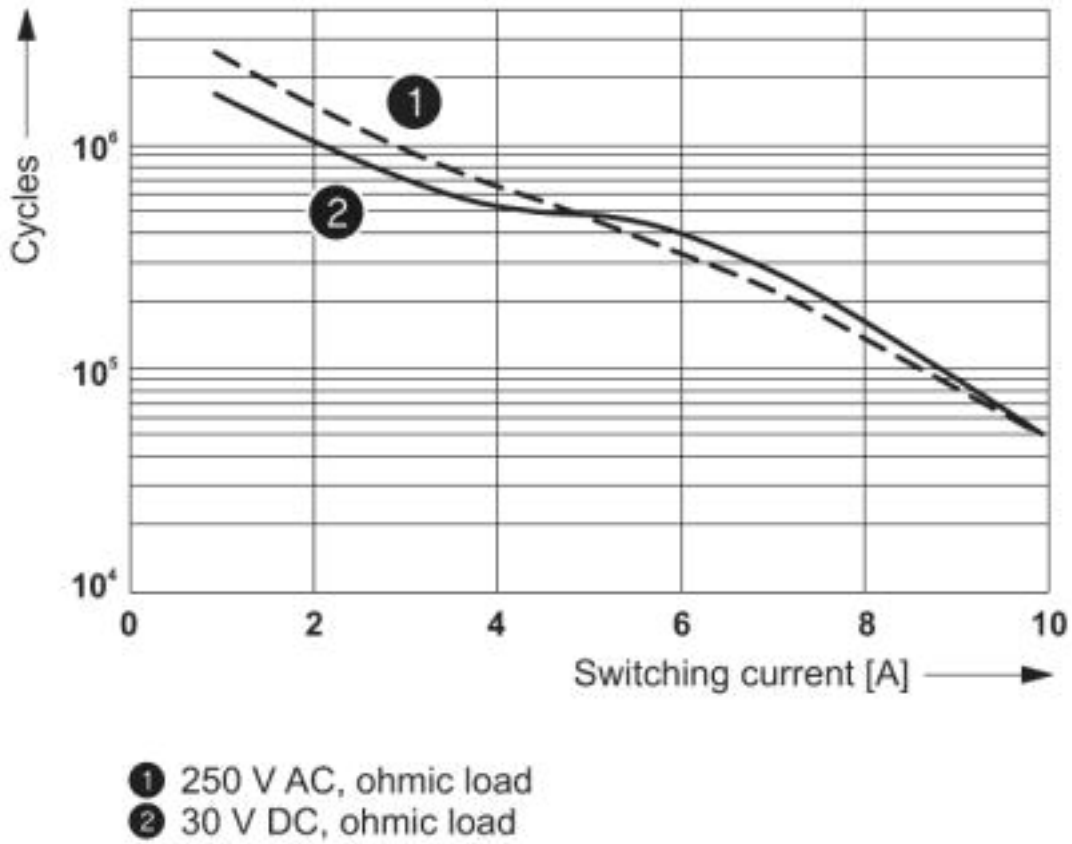
Diagram



DC interrupting rating

Single relay - REL-IR/LDM-110DC/2X21 - 2834180

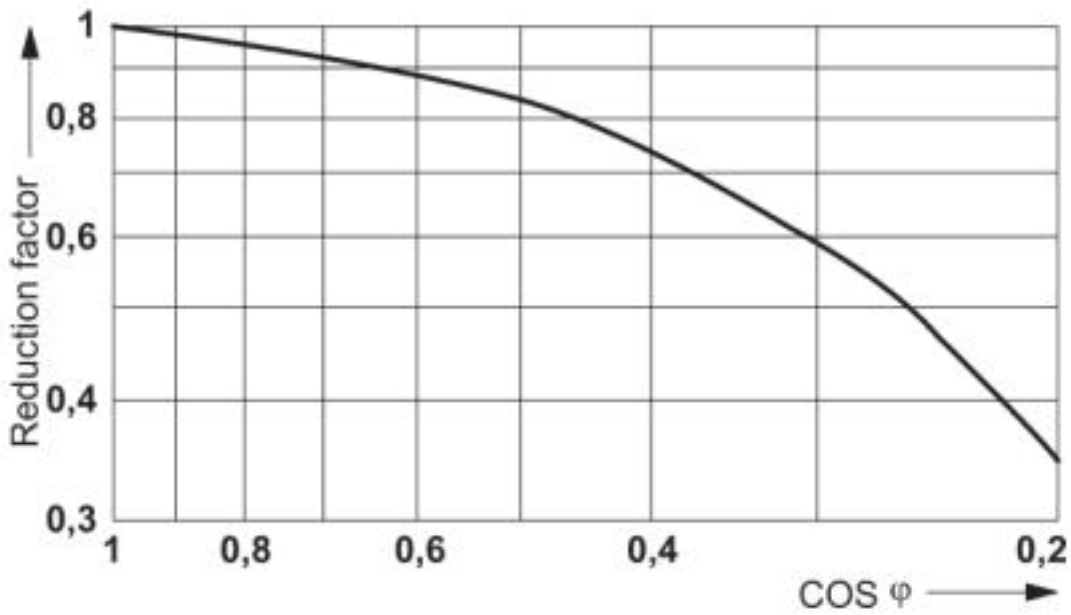
Diagram



Electrical service life

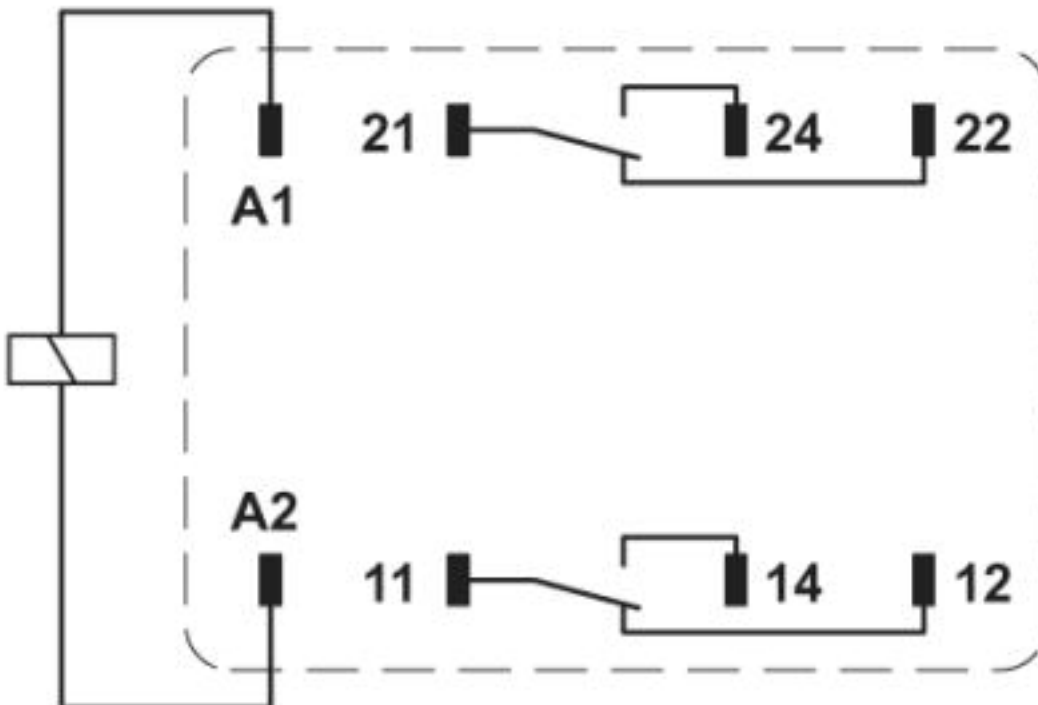
Single relay - REL-IR/LDM-110DC/2X21 - 2834180

Diagram



Service life reduction factor

Circuit diagram



Shown without LED and damping diode. Contacts 21, 22, 24 are led onto relay socket connections 41, 42, 44.

