

Fuse modular terminal block - UK 5-HESI GY - 3007916

Please be informed that the data shown in this PDF Document is generated from our Online Catalog. Please find the complete data in the user's documentation. Our General Terms of Use for Downloads are valid (<http://download.phoenixcontact.com>)



Fuse terminal block for cartridge fuse insert, cross section: 0.2 - 4 mm², AWG: 26 - 10, width: 8.2 mm, color: Gray

The figure shows a version of the article

Key commercial data

package_quantity	50
GTIN	4017918338886

Technical data

General

Number of levels	1
Number of connections	2
Color	gray
Insulating material	PA
Inflammability class according to UL 94	V2

General

Fuse	G / 5 x 20 / 5 x 25 / 5 x 30
Fuse type	Glass
Rated surge voltage	6 kV
Pollution degree	3
Surge voltage category	III
Insulating material group	I
Connection in acc. with standard	IEC 60947-7-3
Nominal current I _N	6.3 A
Nominal voltage U _N	500 V (As a fuse terminal block)
Open side panel	nein
Number of positions	1

Dimensions

Width	8.2 mm
Length	72.5 mm
Height NS 35/7,5	56.5 mm
Height NS 35/15	64 mm

Fuse modular terminal block - UK 5-HESI GY - 3007916

Technical data

Dimensions

Height NS 32	61.5 mm
--------------	---------

Connection data

Conductor cross section solid min.	0.2 mm ²
Conductor cross section solid max.	4 mm ²
Conductor cross section stranded min.	0.2 mm ²
Conductor cross section stranded max.	4 mm ²
Conductor cross section AWG/kcmil min.	24
Conductor cross section AWG/kcmil max	12
Conductor cross section stranded, with ferrule without plastic sleeve min.	0.25 mm ²
Conductor cross section stranded, with ferrule without plastic sleeve max.	4 mm ²
Conductor cross section stranded, with ferrule with plastic sleeve min.	0.25 mm ²
Conductor cross section stranded, with ferrule with plastic sleeve max.	4 mm ²
2 conductors with same cross section, solid min.	0.2 mm ²
2 conductors with same cross section, solid max.	1.5 mm ²
2 conductors with same cross section, stranded min.	0.2 mm ²
2 conductors with same cross section, stranded max.	1.5 mm ²
2 conductors with same cross section, stranded, ferrules without plastic sleeve, min.	0.25 mm ²
2 conductors with same cross section, stranded, ferrules without plastic sleeve, max.	1.5 mm ²
2 conductors with same cross section, stranded, TWIN ferrules with plastic sleeve, min.	0.5 mm ²
2 conductors with same cross section, stranded, TWIN ferrules with plastic sleeve, max.	1.5 mm ²
Cross section with insertion bridge, solid max.	4 mm ²
Cross section with insertion bridge, stranded max.	4 mm ²
Connection method	Screw connection
Stripping length	8 mm
Internal cylindrical gage	A4
Screw thread	M3
Tightening torque, min	0.5 Nm
Tightening torque max	0.8 Nm

classifications

eCl@ss

eCl@ss 4.0	27141116
eCl@ss 4.1	27141116
eCl@ss 5.0	27141116
eCl@ss 5.1	27141116

Fuse modular terminal block - UK 5-HESI GY - 3007916

classifications

eCl@ss

eCl@ss 6.0	27141116
eCl@ss 7.0	27141116
eCl@ss 8.0	27141116

ETIM

ETIM 2.0	EC000897
ETIM 3.0	EC000899
ETIM 4.0	EC000899
ETIM 5.0	EC000899

UNSPSC

UNSPSC 6.01	30211811
UNSPSC 7.0901	39121410
UNSPSC 11	39121410
UNSPSC 12.01	39121410
UNSPSC 13.2	39121410

approvals

CSA / UL Recognized / GOST / LR / GL / BV / RS / ABS / PRS / cUL Recognized / GOST / cULus Recognized / BV /

Approval details

Usegroups	B	C	
Nominal voltage UN	600 V	600 V	600 V
Nominal current IN	6.3 A	6.3 A	6.3 A
mm ² /AWG/kcmil	28-10	28-10	28-1

Usegroups	C
Nominal voltage UN	600 V
Nominal current IN	12 A
mm ² /AWG/kcmil	26-10

--	--

Fuse modular terminal block - UK 5-HESI GY - 3007916

approvals

LR


GL	
Nominal voltage UN	
Nominal current IN	
mm ² /AWG/kcmil	


BV


RS

ABS	
Nominal voltage UN	600 V
Nominal current IN	12 A
mm ² /AWG/kcmil	26-10

PRS

cUL Recognized 	
Usegroups	C
Nominal voltage UN	600 V
Nominal current IN	12 A
mm ² /AWG/kcmil	26-10



cULus Recognized 
--

--

accessories

Bridge

Fuse modular terminal block - UK 5-HESI GY - 3007916

accessories

VS - 3004207



EBS 2- 8 - 3118151



EBS 3- 8 - 3118148



EBS 10- 8 - 3118135



Terminal marking

SBS 8:UNBEDRUCKT - 1007235



Fuse modular terminal block - UK 5-HESI GY - 3007916

accessories

ZB 8:UNBEDRUCKT - 1052002



UC-TM 8 - 0818072



UCT-TM 8 - 0828740



Screwdriver tools

SZS 0,6X3,5 - 1205053



Mounting rail

NS 32 PERF 2000MM - 1201002



Fuse modular terminal block - UK 5-HESI GY - 3007916

accessories

NS 32 UNPERF 2000MM - 1201015



NS 35/ 7,5 PERF 2000MM - 0801733



NS 35/ 7,5 UNPERF 2000MM - 0801681



NS 35/ 7,5 WH PERF 2000MM - 1204119



NS 35/ 7,5 WH UNPERF 2000MM - 1204122



NS 35/ 7,5 AL UNPERF 2000MM - 0801704



Fuse modular terminal block - UK 5-HESI GY - 3007916

accessories

NS 35/ 7,5 ZN PERF 2000MM - 1206421



NS 35/ 7,5 ZN UNPERF 2000MM - 1206434



NS 35/ 7,5 CU UNPERF 2000MM - 0801762



NS 35/ 7,5 CAP - 1206560



NS 35/15 PERF 2000MM - 1201730



Fuse modular terminal block - UK 5-HESI GY - 3007916

accessories

NS 35/15 UNPERF 2000MM - 1201714



NS 35/15 WH PERF 2000MM - 0806602



NS 35/15 WH UNPERF 2000MM - 1204135



NS 35/15 AL UNPERF 2000MM - 1201756



NS 35/15 ZN PERF 2000MM - 1206599



NS 35/15 ZN UNPERF 2000MM - 1206586



Fuse modular terminal block - UK 5-HESI GY - 3007916

accessories

NS 35/15 CU UNPERF 2000MM - 1201895



NS 35/15 CAP - 1206573



NS 35/15-2,3 UNPERF 2000MM - 1201798



Labeled terminal marker

ZB 8 CUS - 0825011



UC-TM 8 CUS - 0824597



Fuse modular terminal block - UK 5-HESI GY - 3007916

accessories

UCT-TM 8 CUS - 0829616



End block

CLIPFIX 35 - 3022218



CLIPFIX 35-5 - 3022276



E/NS 35 N - 0800886



E/UK - 1201442



Fuse modular terminal block - UK 5-HESI GY - 3007916

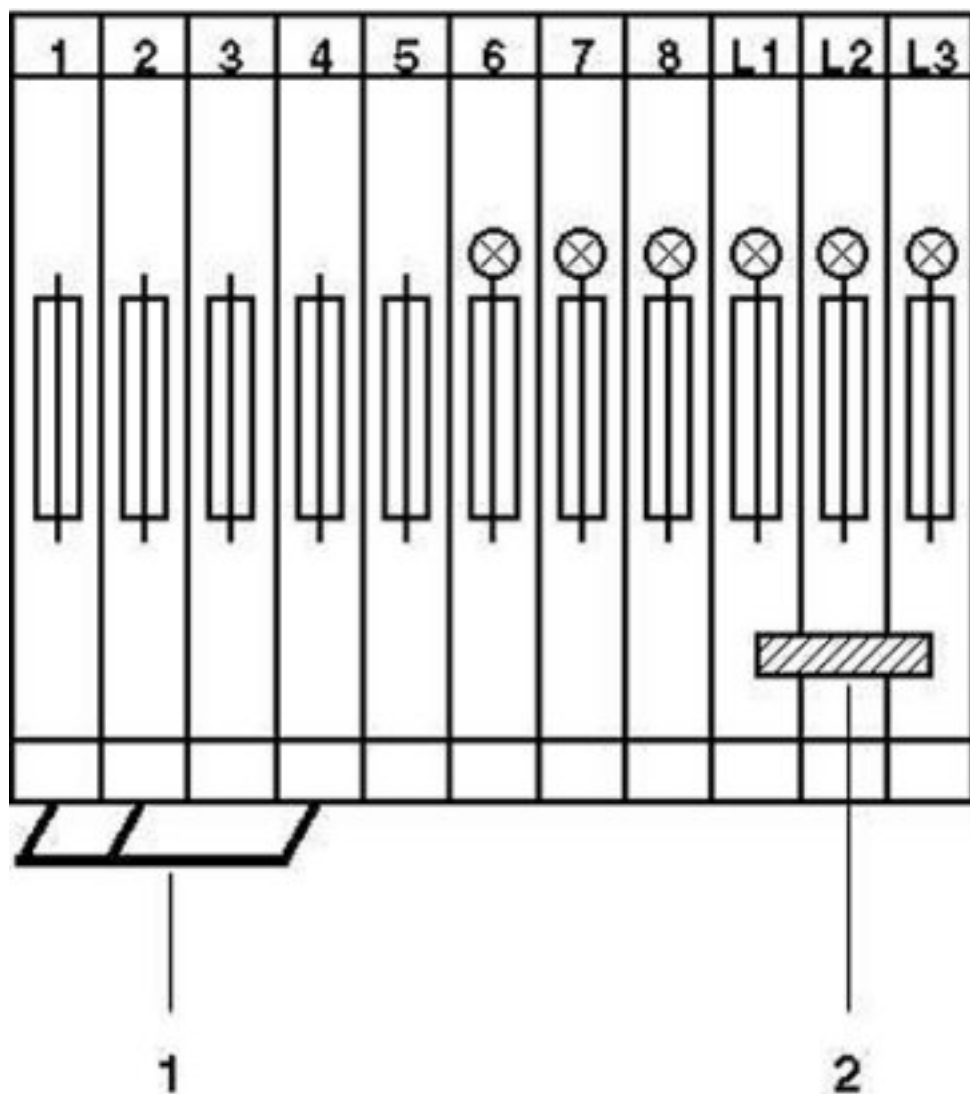
accessories

E/UK 1 - 1201413



Drawings

Circuit diagram



1 = fixed bridge
2 = insertion bridge