

Plug - SPDB 2,5/11 - 3040504

Please be informed that the data shown in this PDF Document is generated from our Online Catalog. Please find the complete data in the user's documentation. Our General Terms of Use for Downloads are valid (<http://download.phoenixcontact.com>)



Plug, Connection method: Spring-cage connection, Number of positions: 11, Cross section: 0.08 mm² - 4 mm², AWG: 28 - 12, Width: 57.2 mm, Height: 39 mm, Color: gray

The illustration shows a 6-position version

Product Features

- Plug with bridging option, for use with basic terminal blocks
- Tested for railway applications

Key commercial data

package_quantity	10
GTIN	4017918833183

Technical data

General

Number of levels	1
Number of connections	2
Color	gray
Insulating material	PA
Inflammability class according to UL 94	V0
Area of application	Railway industry
Area of application	Mechanical engineering
Area of application	Plant engineering

General

Maximum load current	24 A (with 2.5 mm ² conductor cross section)
Rated surge voltage	6 kV
Pollution degree	3
Surge voltage category	III
Insulating material group	I
Connection in acc. with standard	IEC 61984
Nominal current I_N	24 A
Nominal voltage U_N	500 V
Open side panel	nein
Number of positions	11

Plug - SPDB 2,5/11 - 3040504

Technical data

Dimensions

Width	57.2 mm
Length	32.7 mm
Height	39 mm

Connection data

Conductor cross section solid min.	0.08 mm ²
Conductor cross section solid max.	4 mm ²
Conductor cross section AWG/kcmil min.	28
Conductor cross section AWG/kcmil max	12
Conductor cross section stranded min.	0.08 mm ²
Conductor cross section stranded max.	2.5 mm ²
Min. AWG conductor cross section, stranded	28
Max. AWG conductor cross section, stranded	14
Conductor cross section stranded, with ferrule without plastic sleeve min.	0.14 mm ²
Conductor cross section stranded, with ferrule without plastic sleeve max.	2.5 mm ²
Conductor cross section stranded, with ferrule with plastic sleeve min.	0.14 mm ²
Conductor cross section stranded, with ferrule with plastic sleeve max.	2.5 mm ²
2 conductors with same cross section, stranded, TWIN ferrules with plastic sleeve, max.	0.5 mm ²
Connection method	Spring-cage connection
Stripping length	10 mm
Internal cylindrical gage	A3

classifications

eCl@ss

eCl@ss 4.0	272607xx
eCl@ss 4.1	27260701
eCl@ss 5.0	27260701
eCl@ss 5.1	27260701
eCl@ss 6.0	27141151
eCl@ss 7.0	27141151
eCl@ss 8.0	27141151

ETIM

ETIM 2.0	EC000897
ETIM 3.0	EC000897
ETIM 4.0	EC002021
ETIM 5.0	EC002021

UNSPSC

Plug - SPDB 2,5/11 - 3040504

classifications

UNSPSC

UNSPSC 6.01	30211802
UNSPSC 7.0901	39121402
UNSPSC 11	39121402
UNSPSC 12.01	39121402
UNSPSC 13.2	39121402

approvals

CSA / UL Recognized / cUL Recognized / GOST / LR / GL / BV / DNV / RS / GOST / CSA / cULus Recognized /

Approval details

Usegroups	B	C
Nominal voltage UN	300 V	300 V
Nominal current IN	20 A	20 A
mm ² /AWG/kcmil	24-12	24-12

Usegroups	B	C	D
Nominal voltage UN	300 V	300 V	600 V
Nominal current IN	20 A	20 A	5 A
mm ² /AWG/kcmil	28-12	28-12	28-12

Usegroups	B	C	D
Nominal voltage UN	300 V	300 V	600 V
Nominal current IN	20 A	20 A	5 A
mm ² /AWG/kcmil	28-12	28-12	28-12

--	--

LR

Plug - SPDB 2,5/11 - 3040504


approvals

GL

BV

DNV

RS



Usegroups	B	C	D
Nominal voltage UN	300 V	300 V	600 V
Nominal current IN	20 A	20 A	5 A
mm ² /AWG/kcmil	24-12	24-12	24-12



accessories

Mounting material

PDZ/2 - 3040562



PDZ/4 - 3040575



Plug - SPDB 2,5/11 - 3040504

accessories

PR - 3040559



PR/2 - 3040630



PRZ - 3040614



Shield connection

PSH 3- 6 - 3040591



PSH 5-10 - 3040601



Flange

Plug - SPDB 2,5/11 - 3040504

accessories

DFS-SPDB 2,5 - 3061457



Marker pen

B-STIFT - 1051993



X-PEN 0,35 - 0811228



Bridge

FBS 2-5 - 3030161



FBS 3-5 - 3030174



Plug - SPDB 2,5/11 - 3040504

accessories

FBS 4-5 - 3030187



FBS 5-5 - 3030190



FBS 10-5 - 3030213



FBS 20-5 - 3030226



Terminal marking

ZBF 5:UNBEDRUCKT - 0808642



Plug - SPDB 2,5/11 - 3040504

accessories

UC-TMF 5 - 0818153



UCT-TMF 5 - 0828744



Labeled terminal marker

ZBF 5 CUS - 0825025



UC-TMF 5 CUS - 0824638



UCT-TMF 5 CUS - 0829658



Insulating sleeve

Plug - SPDB 2,5/11 - 3040504

accessories

ISH 2,5/0,2 - 3002843



ISH 2,5/0,5 - 3002856



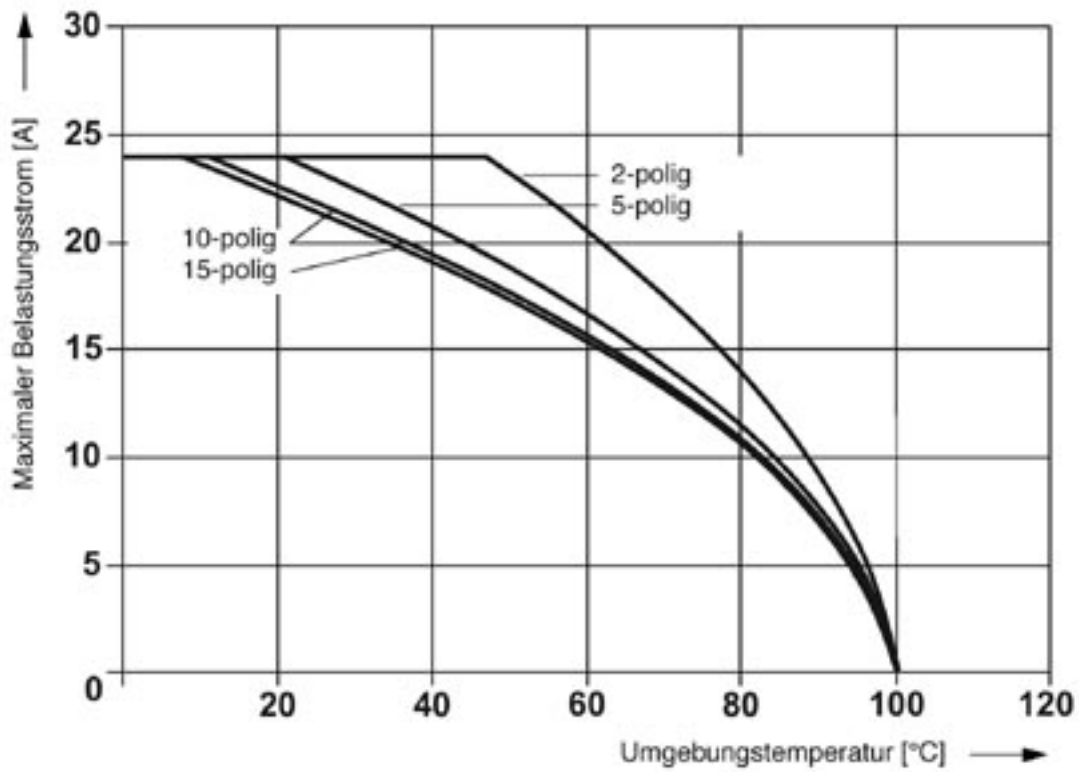
ISH 2,5/1,0 - 3002869



Drawings

Plug - SPDB 2,5/11 - 3040504

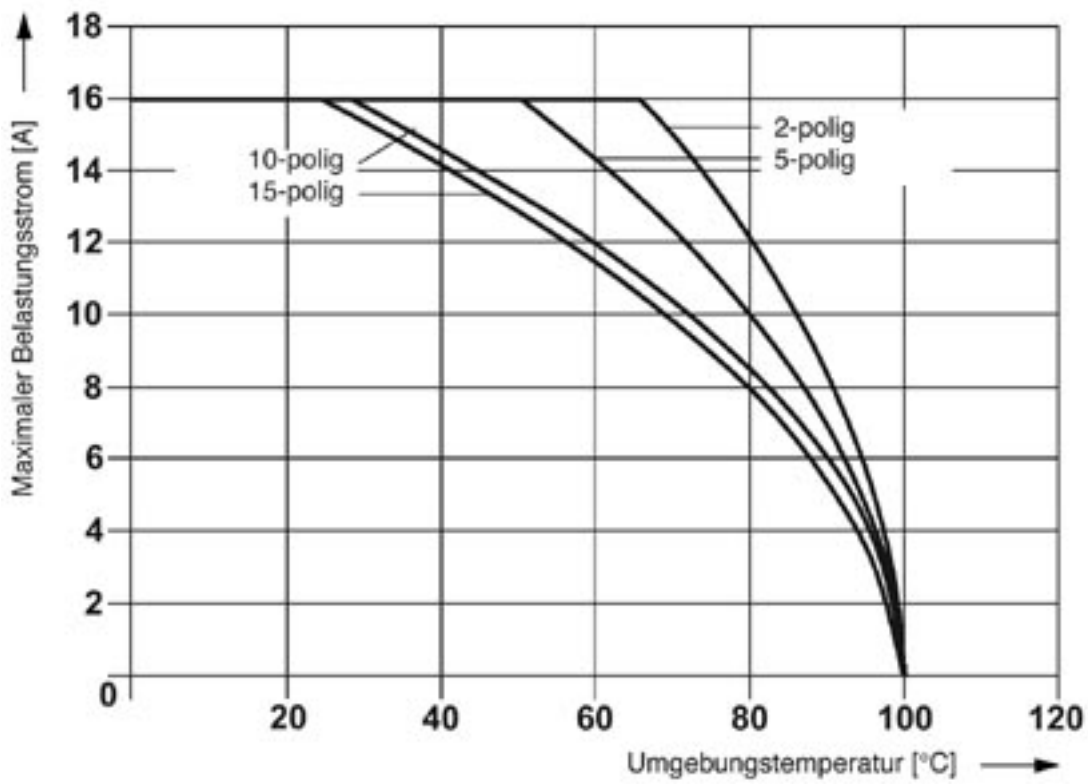
Diagram



Derating curve for ST 2,5/ 1P, ST 2,5/ 2P, ST 2,5-TWIN/ 1P and for all plug versions SP...

Plug - SPDB 2,5/11 - 3040504

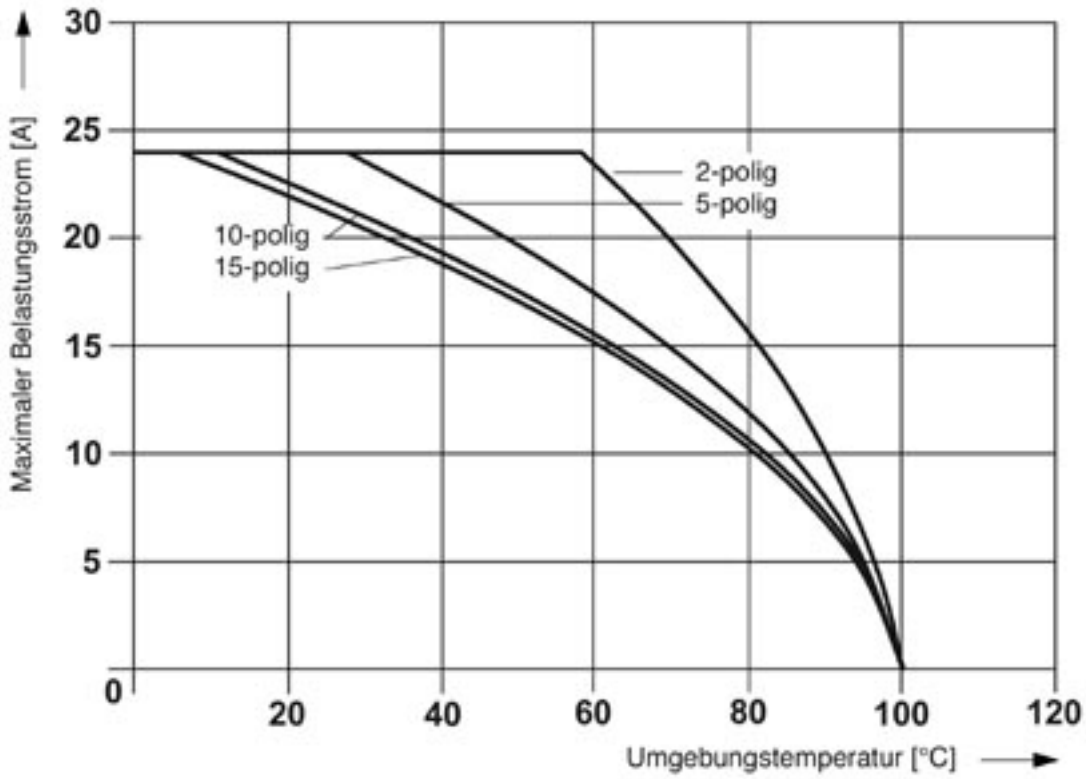
Diagram



Derating curve for ST 2,5-TWIN-MT/1P, ST 2,5-TWIN-TG/1P and for all plug versions SP... .

Plug - SPDB 2,5/11 - 3040504

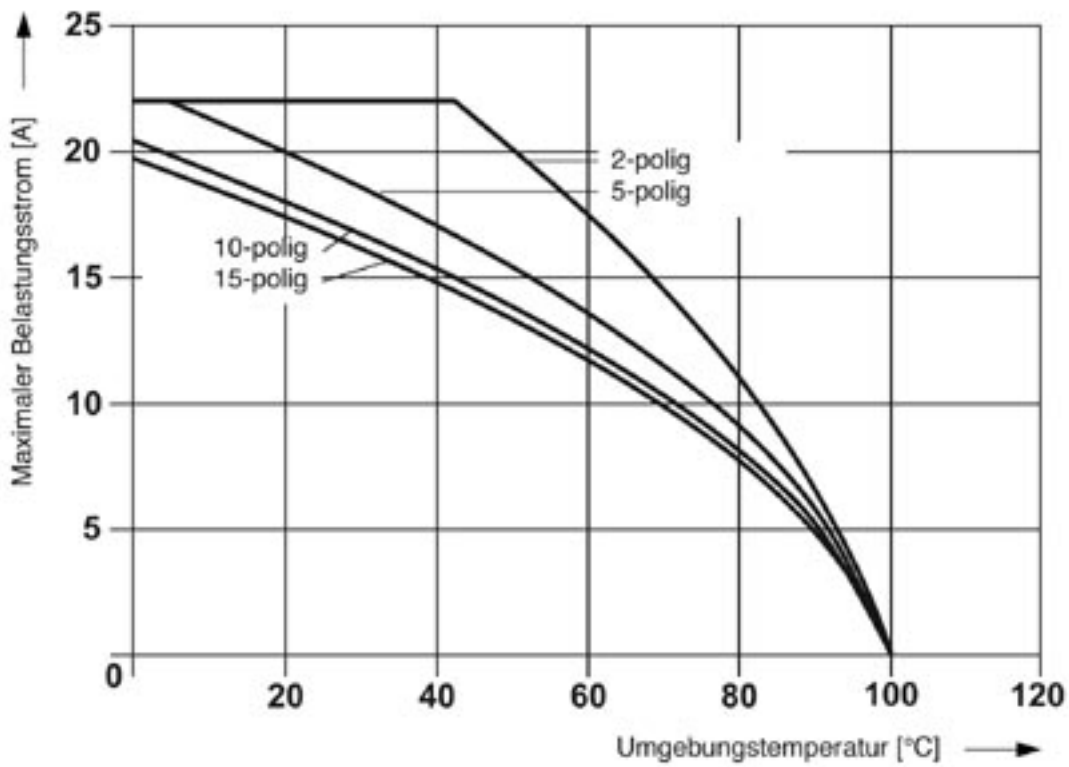
Diagram



Derating curve for ST 2,5-QUATTRO/2P, ST 2,5-QUATTRO/4P and for all plug versions SP...

Plug - SPDB 2,5/11 - 3040504

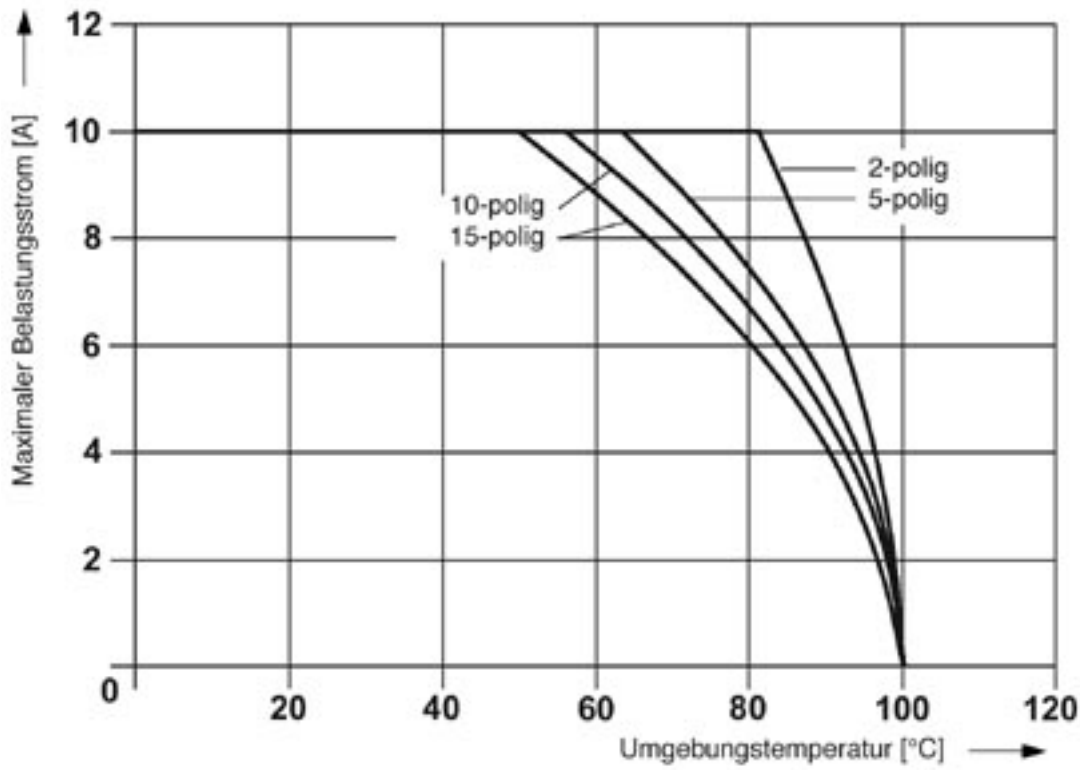
Diagram



Derating curve for STTB 2,5/ 2P, STTB 2,5/ 2P-PV and for all plug versions SP...

Plug - SPDB 2,5/11 - 3040504

Diagram



Derating curve for ST 2,5-4L/1P, ST 2,5-4L/2P and for all plug versions SP...

Circuit diagram



© Phoenix Contact 2013 - all rights reserved
<http://www.phoenixcontact.com>