

# Base strip - MCV 0,5/ 2-G-2,5 - 1881558

Please be informed that the data shown in this PDF Document is generated from our Online Catalog. Please find the complete data in the user's documentation. Our General Terms of Use for Downloads are valid (<http://download.phoenixcontact.com>)



Header, Nominal current: 4 A, Rated voltage (III/2): 160 V, Number of positions: 2, Pitch: 2.5 mm, Color: green, Contact surface: Tin, Assembly: Soldering

The figure shows a 10-position version of the product

## Product Features

- Low-profile pin strips with a compact MICRO pitch of 2.5 mm
- Plug-in direction parallel and vertical to the PCB
- Individual position coding by inserting coding profiles

## Key commercial data

package_quantity	50
GTIN	4017918156794

## Technical data

### Dimensions

Length	8.1 mm
Pitch	2.5 mm
Dimension a	2.5 mm
Pin dimensions	0,8 x 0,8 mm
Hole diameter	1.2 mm

### General

Range of articles	MCV 0,5/...-G
Insulating material group	I
Rated surge voltage (III/3)	1.5 kV
Rated surge voltage (III/2)	2.5 kV
Rated surge voltage (II/2)	2.5 kV
Rated voltage (III/3)	80 V
Rated voltage (III/2)	160 V
Rated voltage (II/2)	320 V
Connection in acc. with standard	EN-VDE
Nominal current I <sub>N</sub>	4 A
Maximum load current	4 A
Insulating material	PA
Inflammability class according to UL 94	V0

# Base strip - MCV 0,5/ 2-G-2,5 - 1881558

## Technical data

### General

<b>Color</b>	green
<b>Number of positions</b>	2

## classifications

### eCl@ss

<b>eCl@ss 4.0</b>	272607xx
<b>eCl@ss 4.1</b>	27260701
<b>eCl@ss 5.0</b>	27260701
<b>eCl@ss 5.1</b>	27260701
<b>eCl@ss 6.0</b>	27260704
<b>eCl@ss 7.0</b>	27440402
<b>eCl@ss 8.0</b>	27440402

### ETIM

<b>ETIM 3.0</b>	EC001121
<b>ETIM 4.0</b>	EC002637
<b>ETIM 5.0</b>	EC002637


### UNSPSC

<b>UNSPSC 6.01</b>	30211810
<b>UNSPSC 7.0901</b>	39121409
<b>UNSPSC 11</b>	39121409
<b>UNSPSC 12.01</b>	39121409
<b>UNSPSC 13.2</b>	39121409

## approvals

UL Recognized / VDE Gutachten mit Fertigungsüberwachung / cUL Recognized / GOST / IECEE CB Scheme / GOST / CCA / cULus Recognized /

### Approval details

<b>UL Recognized</b> 	
<b>Usegroups</b>	<b>B</b>
Nominal voltage UN	125 V
Nominal current IN	4 A
mm <sup>2</sup> /AWG/kcmil	

# Base strip - MCV 0,5/ 2-G-2,5 - 1881558

## approvals

**VDE Gutachten mit Fertigungsüberwachung**

Nominal voltage UN	80 V
Nominal current IN	4 A
mm <sup>2</sup> /AWG/kcmil	

**cUL Recognized**

<b>Usegroups</b>	<b>B</b>
Nominal voltage UN	125 V
Nominal current IN	4 A
mm <sup>2</sup> /AWG/kcmil	

**GOST**

**IECEE CB Scheme**

Nominal voltage UN	80 V
Nominal current IN	4 A
mm <sup>2</sup> /AWG/kcmil	

**CCA**

Nominal voltage UN	80 V
Nominal current IN	4 A
mm <sup>2</sup> /AWG/kcmil	

**cULus Recognized**

## Base strip - MCV 0,5/ 2-G-2,5 - 1881558

accessories

### Coding element

CP-MC 0,5 - 1881435



---

### Labeled terminal marker

SK 2,54/2,8:FORTL.ZAHLEN - 0804853

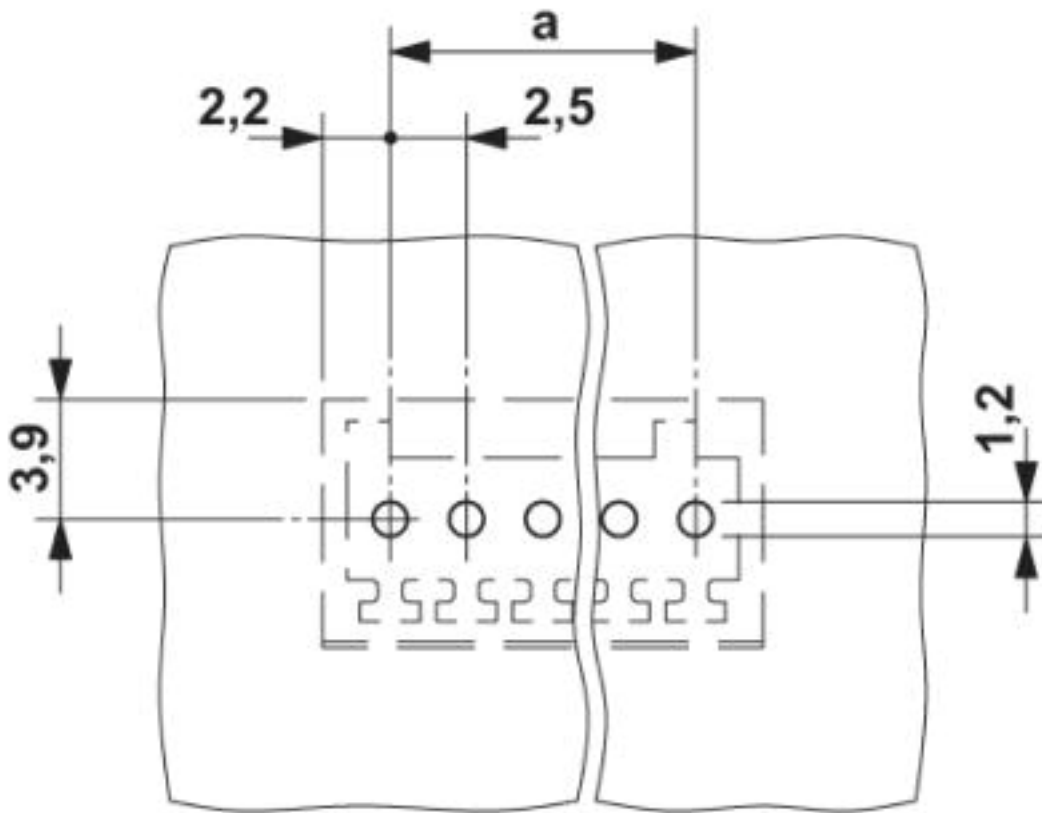


---

### Drawings

# Base strip - MCV 0,5/ 2-G-2,5 - 1881558

Drilling diagram

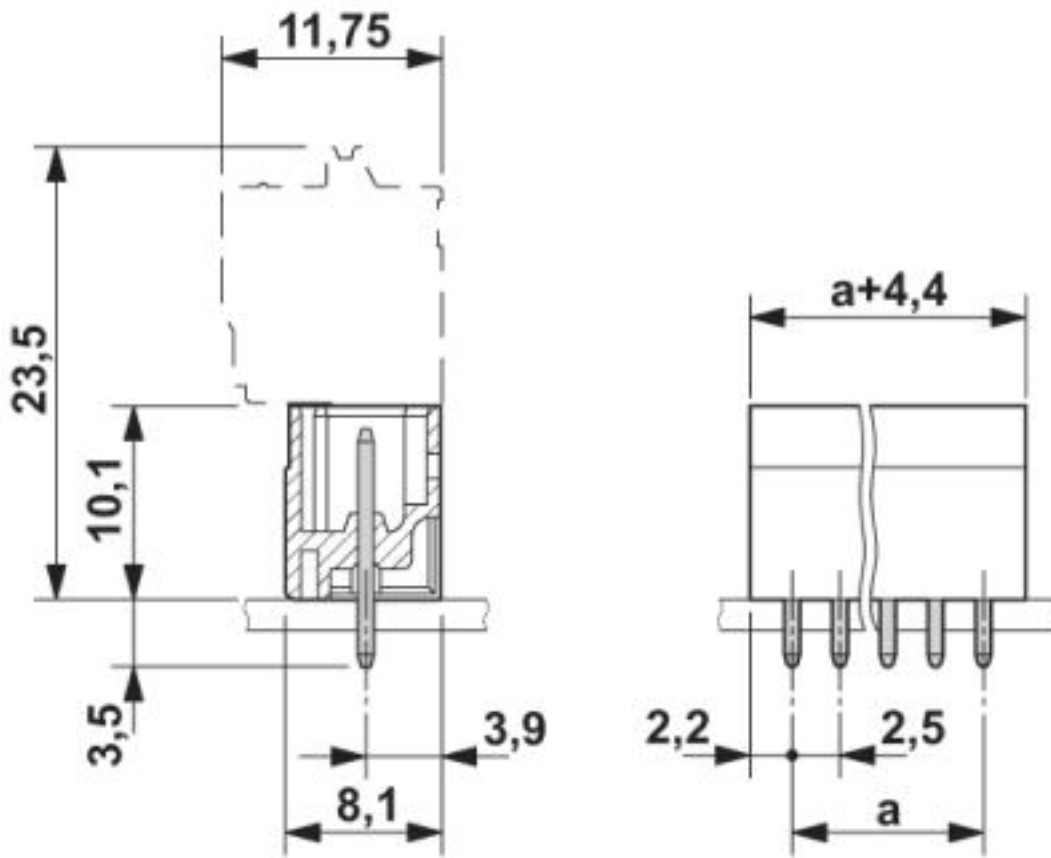


Diagram

Type: FK-MC 0,5/...-ST-2,5 with MCV 0,5/...-G-2,5

# Base strip - MCV 0,5/ 2-G-2,5 - 1881558

Dimensioned drawing



© Phoenix Contact 2013 - all rights reserved  
<http://www.phoenixcontact.com>