

Disconnect terminal block - GTF 76/230 - 3121012

Please be informed that the data shown in this PDF Document is generated from our Online Catalog. Please find the complete data in the user's documentation. Our General Terms of Use for Downloads are valid (<http://download.phoenixcontact.com>)



Ground disconnect terminal block with screw connection, voltage 110 - 250 V AC/DC, current: 0.5 - 1 mA, cross section: 0.5 - 6 mm², width: 22.5 mm, color: gray

Product Features

- When the disconnect slide is closed, switch position "on", the yellow light indicates grounded normal operation
- Once the disconnect slide has been opened to the "off" position, the red light indicates whether there is a ground fault in the control circuit

Key commercial data

package_quantity	10
GTIN	4017918092917

Technical data

General

Number of levels	1
Number of connections	2
Color	gray
Insulating material	PA
Inflammability class according to UL 94	V0

General

Rated surge voltage	4 kV
Pollution degree	3
Surge voltage category	III
Insulating material group	I
Nominal current I _N	41 A
Nominal voltage U _N	110 V
Nominal voltage U _N	250 V
Open side panel	nein

Dimensions

Length	64.5 mm
Width	22.5 mm
Height NS 35/7,5	54 mm
Height NS 35/15	61.5 mm
Height NS 32	59 mm

Disconnect terminal block - GTF 76/230 - 3121012

Technical data

Connection data

Conductor cross section solid min.	0.5 mm ²
Conductor cross section solid max.	10 mm ²
Conductor cross section stranded min.	0.5 mm ²
Conductor cross section stranded max.	6 mm ²
Conductor cross section AWG/kcmil min.	20
Conductor cross section AWG/kcmil max	8
Conductor cross section stranded, with ferrule without plastic sleeve min.	0.5 mm ²
Conductor cross section stranded, with ferrule without plastic sleeve max.	10 mm ²
Conductor cross section stranded, with ferrule with plastic sleeve min.	0.5 mm ²
Conductor cross section stranded, with ferrule with plastic sleeve max.	4 mm ²
2 conductors with same cross section, solid min.	0.5 mm ²
2 conductors with same cross section, solid max.	6 mm ²
2 conductors with same cross section, stranded min.	0.5 mm ²
2 conductors with same cross section, stranded max.	6 mm ²
2 conductors with same cross section, stranded, ferrules without plastic sleeve, min.	0.5 mm ²
2 conductors with same cross section, stranded, ferrules without plastic sleeve, max.	6 mm ²
2 conductors with same cross section, stranded, TWIN ferrules with plastic sleeve, min.	0.5 mm ²
2 conductors with same cross section, stranded, TWIN ferrules with plastic sleeve, max.	4 mm ²
Stripping length	12 mm
Internal cylindrical gage	A5
Screw thread	M4
Tightening torque, min	1.2 Nm
Tightening torque max	1.5 Nm
Connection method	Screw connection

classifications

eCl@ss

eCl@ss 4.0	27141117
eCl@ss 4.1	27141117
eCl@ss 5.0	27141120
eCl@ss 5.1	27141120
eCl@ss 6.0	27141120
eCl@ss 7.0	27141120
eCl@ss 8.0	27141120

ETIM

Disconnect terminal block - GTF 76/230 - 3121012

classifications

ETIM

ETIM 2.0	EC000902
ETIM 3.0	EC000902
ETIM 4.0	EC000902
ETIM 5.0	EC000902

UNSPSC

UNSPSC 6.01	30211811
UNSPSC 7.0901	39121410
UNSPSC 11	39121410
UNSPSC 12.01	39121410
UNSPSC 13.2	39121410

approvals

UL Recognized / cUL Recognized / GOST / GOST / cULus Recognized /

Approval details

UL Recognized	
Nominal voltage UN	250 V
Nominal current IN	50 A
mm ² /AWG/kcmil	26-8


cUL Recognized	
Nominal voltage UN	250 V
Nominal current IN	50 A
mm ² /AWG/kcmil	26-8

GOST

--

Disconnect terminal block - GTF 76/230 - 3121012

approvals

cULus Recognized  US

accessories

Screwdriver tools

SZS 1,0X4,0 VDE - 1205066



Mounting rail

NS 15 UNPERF 2000MM - 1401695



NS 15 PERF 2000MM - 1401682



NS 15 AL PERF 2000MM - 1401763



Disconnect terminal block - GTF 76/230 - 3121012

accessories

NS 15 WH PERF 2000MM - 1204096



NS 32 PERF 2000MM - 1201002



NS 32 UNPERF 2000MM - 1201015



NS 35/ 7,5 PERF 2000MM - 0801733



NS 35/ 7,5 UNPERF 2000MM - 0801681



NS 35/ 7,5 WH PERF 2000MM - 1204119



Disconnect terminal block - GTF 76/230 - 3121012

accessories

NS 35/ 7,5 WH UNPERF 2000MM - 1204122



NS 35/ 7,5 AL UNPERF 2000MM - 0801704



NS 35/ 7,5 ZN PERF 2000MM - 1206421



NS 35/ 7,5 ZN UNPERF 2000MM - 1206434



NS 35/ 7,5 CU UNPERF 2000MM - 0801762



Disconnect terminal block - GTF 76/230 - 3121012

accessories

NS 35/ 7,5 CAP - 1206560



NS 35/15 PERF 2000MM - 1201730



NS 35/15 UNPERF 2000MM - 1201714



NS 35/15 WH PERF 2000MM - 0806602



NS 35/15 WH UNPERF 2000MM - 1204135



NS 35/15 AL UNPERF 2000MM - 1201756



Disconnect terminal block - GTF 76/230 - 3121012

accessories

NS 35/15 ZN PERF 2000MM - 1206599



NS 35/15 ZN UNPERF 2000MM - 1206586



NS 35/15 CU UNPERF 2000MM - 1201895



NS 35/15 CAP - 1206573



NS 35/15-2,3 UNPERF 2000MM - 1201798



Terminal marking

Disconnect terminal block - GTF 76/230 - 3121012

accessories

ZB 10:UNBEDRUCKT - 1053001



UC-TM 10 - 0818069



UCT-TM 10 - 0829142



Labeled terminal marker

ZB 10 CUS - 0824941



UC-TM 10 CUS - 0824605



Disconnect terminal block - GTF 76/230 - 3121012

accessories

UCT-TM 10 CUS - 0829623



End block

CLIPFIX 35 - 3022218



CLIPFIX 35-5 - 3022276



E/NS 35 N - 0800886



E/MBK - 1401637



Disconnect terminal block - GTF 76/230 - 3121012

accessories

E/MK - 1421633



E/MK 1 - 1421659



E/UK - 1201442



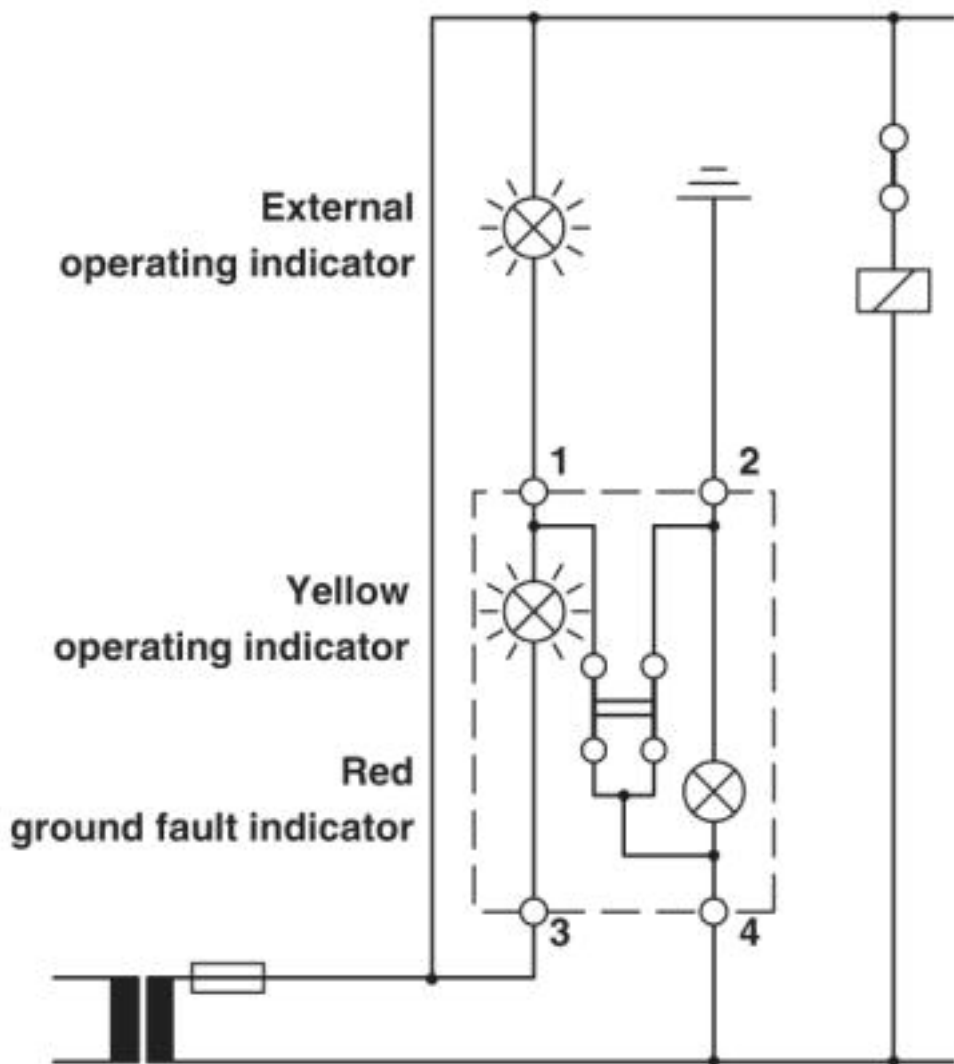
E/UK 1 - 1201413



Drawings

Disconnect terminal block - GTF 76/230 - 3121012

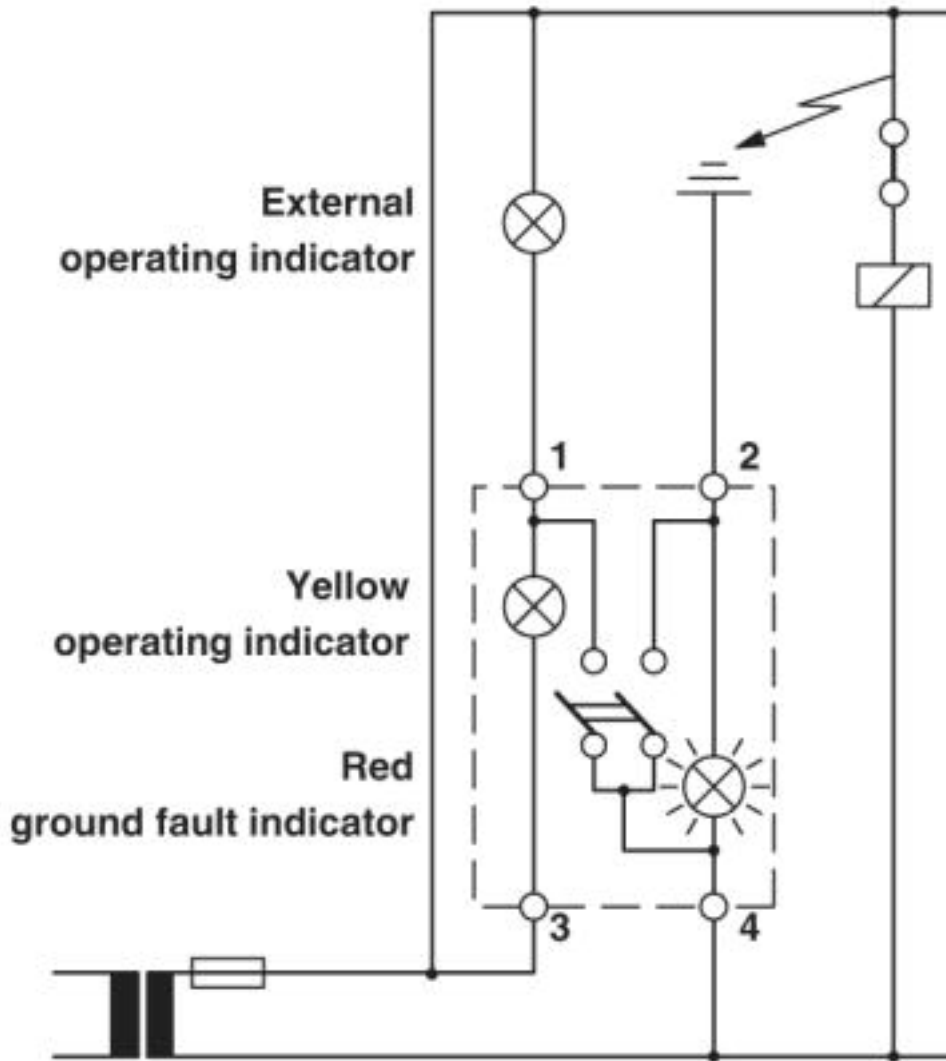
Circuit diagram



Grounded operating state

Disconnect terminal block - GTF 76/230 - 3121012

Circuit diagram



Ground fault

Disconnect terminal block - GTF 76/230 - 3121012

Schematic diagram

